



IOWA STATE UNIVERSITY
Extension and Outreach

Allamakee County Extension
218 7th Ave SE Suite #102
Waukon, IA 52172
Phone 563-568-6345
Fax 563-568-6346
www.extension.iastate.edu/allamakee

April 2023

Dear 4-H and FFA Families:

This is your 4-H and FFA Fairbook for the 2023 Allamakee County Fair. Your Fairbook is designed to be “renewable”— copies of the new Fairbook are printed each year. For returning members, your original copy was in a blue binder. Please replace you’re the previous years Fairbook with the 2023 edition.

The Extension Office provides one free copy of the Fairbook to each 4-H family. Additional copies of the Fairbook will be available at the Extension Office for \$5.00 each. New families will receive a complimentary copy of the Fairbook upon enrollment in a blue binder.

You may also view the Fairbook online by visiting
<https://www.extension.iastate.edu/allamakee/county-fair>.

The Fair Board will also be printing their own Fairbook with other fair rules and events. Items in Fair Board’s book include the open class rules and classes, fair events and schedules, entry forms and sponsor information.

Please contact the Extension Office with any if you have any questions or concerns, xallamakee@iastate.edu or call 563-568-6345.

See you at the Fair!

Allamakee County Extension Office

Allamakee County Fair



July 19-23, 2023



SPY YOUR... POTENTIAL



2023 4-H & FFA Fairbook

Table of Contents

Allamakee County Fair Schedule of 4-H/FFA Events

County Youth Program Staff and Volunteers, Club and Leader Listing, Project Club, and Superintendent List

2023 Fairbook Updates

General Rules for 4-H Building Exhibits	3
Clover Kids	4
Guidelines for Conference Judging Day	4
Expressions Day & Style Show	5
4-H Communication Event.....	5
Educational Presentation.....	5
Working Exhibit	5
Share-The-Fun	5
Extemporaneous Speaking	6
Clothing Selection	6
\$20 Challenge	6
Fashion Revue	7
Animals.....	7
Animal Science, Veterinary Science, & Pets	7
Agriculture & Natural Resources	7
Crop Production & Plant Science, Conservation, Environment & Sustainability, Entomology, Fish & Wildlife, Forestry, Horticulture & Plant Science.....	7
Home Grounds Improvement, Outdoor Adventures, Safety & Education in Shooting Sports, Other Ag. & Natural Resources, Garden Vegetables, Herbs, Ornamentals, Vegetable Combinations, Small Fruits & Tree Fruits, Flowers & Houseplants, Jumbo or Most Unusual Vegetables, Item Constructed from Garden Produce, Bucket of Flowers.....	8
Home Judged Garden, Upcycle Flower Planter Contest	8
Creative Arts.....	8
Music, Photography, Creative Photography, Photography Idea/Educational Display, Digital Storytelling	8
Visual Arts – Original Art, Visual Art – Design, Process, or Technique Exploration, Visual Arts – Other Visual Art Ideas/Topics, County Class.....	10
Family & Consumer Sciences	10
Child Development, Clothing & Constructed/Sewn Garments & Accessories, Clothing & Fashion Purchased Garments & Accessories, Clothing & Fashion Other Ideas/Educational Exhibits, Consumer Management.....	10
Food & Nutrition Prepared Product, Food & Nutrition Preserved Product, Food & Nutrition Educational Display, Food & Nutrition Special Rules, Health, Home Improvement, Sewing & Needle Arts Constructed Items, Sewing & Needle Arts Other Ideas/Educational Exhibits, Other Family & Consumer Science, Special Exhibition Thrifty Meal Challenge.....	11
Food & Nutrition Challenge	12
Personal Development	12
Citizenship & Civic Engagement, Communication, 4-H Poster Communication, Digital Storytelling, Leadership, & Self- Determined.....	12
Science, Engineering & Technology.....	12
Mechanics, Automotive, Automotive, Electric, Small Engine.....	12
Tractor, Tractor: Educational Display, Welding, Woodworking, Science, Engineering & Technology, Aerospace, Robotics, Science, Engineering & Technology Special Rule	13
Continued on back	

General Rules for Livestock Exhibits	14
Entry.....	14
Protests	15
Ethics & Sportsmanship, Herdsmanship, & Showmanship.....	15
Safety, Health.....	16
Dairy Auction & Livestock Auction.....	16
Swine	17
Market Swine, Derby Swine, Breeding Swine	17
Sheep	18
Market Lambs, Commercial Breeding Sheep, & Purebred Breeding Sheep	18
Meat Goat	19
Breeding Doe, Meat Goat & Market Dairy Goat	19
Beef	20
Breeding Beef, Market Beef	20
Bucket/Bottle Calf.....	21
Rabbits	21
Meat Rabbits, Commercial Purebred (Six Class) Rabbits, & Fancy Purebred (Four Class) Rabbits.....	22
Poultry	22
Market Poultry, Market Derby Poultry, Production Poultry, & Exhibition or Purebred Poultry.....	23
Dairy Goats	24
Dairy Cattle.....	24
Dog	24
Horse & Pony	25

Appendix: Inappropriate Food for Iowa Fairs – Quick Reference Guide; 4-H Livestock Share-a-Project Guidelines and Agreement; 4H 202 ID Requirements; Iowa Youth Code of Ethics, Bio Security and Fairs; 2023 Health Requirements for Exhibition of Livestock, Poultry and Birds at a County 4-H/FFA Fair Exhibition

2023 ALLAMAKEE COUNTY FAIR SCHEDULE OF 4-H/FFA EVENTS

Monday, June 26

1:00 p.m. Clothing/Communications Judging, NICC Waukon Center
6:00 p.m. SHARE-THE-FUN and WORKING EXHIBIT JUDGING and STYLE SHOW, Allamakee Fairgrounds Pavilion, Waukon

Saturday, July 15

9:00 a.m. 4-H BUILDING & FAIRGROUNDS CLEAN UP (2023: Ludlow Future Farmers, Mississippi Mad Scientists & Lycurgus Leaders)
10 a.m.-1 p.m. 4-H Exhibit Building open for club booth decorating
10 a.m.-1 p.m. Barns Open for Set-Up
2:00 p.m. DOG SHOW PART 1 in the Show Barn

Sunday, July 16

9:00 a.m. HORSE JUDGING PART 1 Halter & Performance Classes in the Horse Arena (photos after each class)

Tuesday, July 18

9:00 a.m. CONFERENCE JUDGING AND 4-H BUILDING ENTRY DAY, Fairgrounds Pavilion
7:00 p.m. 4-H/FFA Youth Showcase, Fair Queen Crowning, Fairgrounds Pavilion

Wednesday, July 18

LIVESTOCK ENTRY DAY - Entry Time 10:00 a.m. to 9:00 p.m. Weigh-In starts at 5:00 p.m. ends at 8:00 p.m. (Rabbit & Poultry Check-In 4 p.m. – 6 p.m.) * Pullorum testing will be at the Extension Office, 3:30 p.m.-4:30 p.m.
Future communication will be done in 4-H Newsletter.

Thursday, July 19

8:00 a.m. SWINE JUDGING in the Show Barn (photos after the show)
10:00 a.m. 4-H Exhibit Building open to public
1:00 p.m. SHEEP JUDGING in the Show Barn (photos after the show)
MEAT GOAT JUDGING following Sheep Judging
BOTTLE LAMB LEAD following Goat Classes
6:00 p.m. Ag Olympics in Show Barn
9:00 p.m. 4-H Exhibit buildings close

Friday, July 20

9:00 a.m. BEEF JUDGING in the Show Barn (photos after each class)
BUCKET/BOTTLE CALF PROJECT JUDGING: following Home Raised Market Beef
10:00 a.m. 4-H Exhibit Building open to public
3:00 p.m. RABBIT JUDGING in the Show Barn
POULTRY JUDGING following Rabbit Judging (photos after the show)
6:00 p.m. Non-Livestock State Fair exhibitor's photo (4-H Building)
9:00 p.m. 4-H Exhibit buildings close

Saturday, July 21

8:30 a.m. DAIRY GOAT JUDGING in the Show Barn
DAIRY CATTLE JUDGING following Goat Show (photos after each class)
10:00 a.m. 4-H Exhibit Building open to public
2:00 p.m. DAIRY AUCTION in the Show Barn
2:30 p.m. PEE WEE DAIRY SHOW
4:30 p.m. DOG SHOW PART 2 in the Show Barn (photos after the show)
9:00 p.m. 4-H Exhibit buildings close

Sunday, July 22

9:00 a.m. HORSE JUDGING PART 2 Game Events in the Horse Arena (photos after each class)
12:00 p.m. 4-H Exhibit Building open to public
3:00 p.m. Non-auction livestock released from fair
3:00 p.m. Projects Released from 4-H Building
TBD Appreciation Supper, Location TBD
4:30 p.m. Parade of Champions (Open to Conference and Expressions Day, State Fair & Alternate State Fair Exhibitors, Grand & Reserve Champions per species) Exhibitors may participate with their ribbon and/or project. See Page 16 for more information.
5:00 p.m. 4-H/FFA LIVESTOCK AUCTION in the Show Barn

Monday, July 23

9:00 a.m. 4-H BUILDING & FAIRGROUNDS CLEAN UP (2023: Elon PMC & 4-H Toppers)

2023 ALLAMAKEE COUNTY STAFF & VOLUNTEER LIST

EXTENSION STAFF

Bruce Arendt
Regional Director

Kendra Crooks
4-H and Youth Development
Specialist

Marissa Foels
County Youth Coordinator

Becky Rea
4-H K-12 Program Coordinator

Lana Dahlstrom
Office Assistant

FFA STAFF

Jessica O'Connor
Allamakee Community
Schools

Ryan Holthaus
Postville Community Schools

Ray Rankin
Eastern Allamakee Schools

ALLAMAKEE COUNTY EXTENSION COUNCIL

Bobbi Baxter
Tim Bulman
Jessica Deering
Justin Lyons, Vice-Chairman
John Palmer
Fred Reinhardt, Chairman,
YDC Rep.
Annette Stock
Brittany Tilleraas
Melissa Wedo, Fairboard Rep

4-H COUNTY COUNCIL

Brooke Anfinson
Mallory Berns
Natalie Byrnes, YDC Rep.
Annie Ellingson, YDC Rep.
Alaina Gebel
Makenzie Kaeser
Taylor Kiel
Claire Opperman
Emma Palmer
Ethan Palmer, YDC Rep.
Sarah Stock
Tom Troendle
Jacob White
Marissa Foels, Advisor
Tami Gebel, Advisor

EXTENSION 4-H & YOUTH DEVELOPMENT COMMITTEE

Bobbi Baxter
Brock Berns
Amy Hagen
Greg Lage
Reid Mahoney
Meghan Palmer
Carli Mellick
Sarah Turner White

CLUB & LEADER LISTING

4-H Toppers
Kerri Gibbs
Sara Melcher

Cherry Valley Chums

Jessica Deering
Monica Enyart
Jeni Melcher

Elon PMC

Nate Gebel
Tami Gebel
Brian Melcher
Kaitlin Melcher

Ludlow Future Farmers

Michelle Byrnes
Amy Opperman
Meghan Palmer

Lycurgus Leaders

Miranda Bieber
Nicole Leiran
Erin Plein

Mississippi Mad Scientists

Deb Hammel
Erin Mettillie
Becky Rea

River Valley Panthers

Traci Byrnes
Marcy Folsom
Michelle Schullo

West Ridge Riders

Caitlin Mahoney
Laura Mellick

PROJECT CLUBS

Dairy Judging Team

Aaron Palmer
Lars Sivesind

Dog Classes

Brittany Tilleraas
Alicia Waters

Horse Project

Lana Dahlstrom
Nikki Fish
Kathy Schacht
Janet Steiner

SUPERINTENDENT LIST

Swine

Jessica O'Connor
Dominick Mellick
Nicole Meyer

Sheep

Matt Howe

Meat Goat

Brad Berns

Beef

Nick Tilleraas
Kerry Troendle

Poultry

Will Blake

Rabbits

Ray Rankin

Dairy & Dairy Goats

Sam Schwartz

Dog

Brittany Tilleraas
Alicia Waters

Horse

Lana Dahlstrom
Kathy Schacht
Janet Steiner

2023 FAIRBOOK RULE UPDATES

Below you will find updated rule information for the 2023 Allamakee County Fairbook.

2023 Allamakee County Fair Schedule of 4-H/FFA Events

Changed Dates to coordinate with fair dates

2023 Allamakee County Staff and Volunteer List

Updated names

GENERAL RULES FOR 4-H BUILDING EXHIBITS

Amend page 3

For 2023 you are expected to enter your exhibits in Fair Entry for Conference Exhibits.

1. If the exhibitor chooses a display to illustrate what was learned:

- Posters may not exceed 24" x 36" in size. (See Classes 10490 and 10530 for smaller requirements.)

10. The 4-H member's goal and applicable exhibit standards will form the basis of the evaluation process. Evaluation criteria will include demonstrated learning, workmanship and techniques, and general appearance and design. Exhibitors will receive written evaluation comments on the exhibits and a blue, red, or white ribbon. Refer to exhibit class evaluation rubrics for detailed evaluation criteria in each class. Rubrics are located at www.extension.iastate.edu/4h/exhibit-tip-sheets The following ribbons will also be awarded:

****Check for additional requirements in exhibit classes for Clothing and Fashion, Food and Nutrition, Home Improvement, Photography, Visual Arts and 4-H Poster Communication classes. Exhibits in the Clothing & Fashion, Sewing & Needle Arts, Home Improvement and Visual Arts Classes must identify and include a written description of the design elements and/or art principles used in the exhibit. Refer to the design elements and/or art principles reference in the Appendix.*

12. Exhibits with a goal that better fits a different department/class will be moved to that department/class, at the discretion of the superintendent of the department.

Page 4 Added bullet

GUIDELINES FOR CONFERENCE JUDGING DAY

- Most exhibit classes have specific guidelines and requirements that will be included in the judging process. Members are strongly encouraged to go to www.extension.iastate.edu/4h/exhibit-tip-sheets for information on judging criteria for exhibits that they create from their 4-H project learning.

Page 5 – Amend the following

EXPRESSIONS DAY & STYLE SHOW

Fashion Revue, Clothing Selection, \$20 Challenge, and Communications judging will take place on Monday, June 26, 2023.

Share-The-Fun Rules

***Clover Kids are not eligible to participate at the Iowa State Fair.**

Page 6 Amend Extemporaneous Speaking

- g. The program timekeeper will introduce each participant by name, the county they represent, and read the selected question.

Page 7 – Amend the Following

THE \$20 CHALLENGE

- b. This class is designed to expand the 4-H member's shopping experience to shopping venues emphasizing recycling, reducing, and reusing. Outfits must be purchased at a garage sale, consignment store, thrift store, secondhand store, or similar place.

- d. Twenty dollars is the purchase price limit including tax. However, some secondhand stores and venues do not typically charge sales tax. This twenty dollar limit does not include shoes, accessories, or undergarments.

Innovative Design – NEW CLASS

- a. The purpose of this class is to encourage creativity and out-of-the-box thinking when creating an outfit.
- b. These designs can be theatrical costumes, cosplay, wearable technology, sustainable/upcycled fashion, accessible fashion, and/or outfits that use unconventional materials.
- c. The outfit must be showcased as a worn garment modeled by the exhibitor or by the individual that it was designed for.
- d. Exhibitors may make their garment entirely, or permanently alter the silhouette of pre-existing materials through some method of permanent alteration or addition.
- e. Consideration is given to originality and innovation.

Page 8

AGRICULTURE & NATURAL RESOURCES

10222 Entomology

An exhibit (excluding live specimens) that shows learning or is an outgrowth of an entomology or bee project experience. Includes specimen collections and may include products (ex: honey) or equipment as part of the display.

Page 9

ADDED Class 711M Upcycle Flower Planter Contest

Find a unique item for a planter and add your favorite flowers, plants, etc. to join in on the fun and beautify the 4-H exhibits building!

Things to Know

- This contest is open to Clover Kids (Kindergarten through 3rd grade) and 4-H members (4th-12th grade).
- Objective: To find a unique and interesting item to make into a flower planter.
- These will be judged at Allamakee County Conference Judging event on Tuesday, July 18, 2023.
 - This judging will take place following regular conference judging times. Please have your flower planter there by 1:30 PM.
- Youth must register for this contest through Fair Entry by July 1st.
- Special County Contest Classes:
 - 712A: Clover Kid Upcycle Flower Planter Contest
 - 712B: Junior Upcycle Flower Planter Contest
 - 712C: Intermediate Upcycle Flower Planter Contest
 - 712 D: Senior Upcycle Flower Planter Contest
- Must complete the special write-up for this project.
 - Be sure to include the names of the plants you selected.
- A top entry will be selected in each division, clover kid, junior, intermediate, and senior for a special prize.
- Special County Contest class is a county-level contest and entries are not eligible to advance to the Iowa State Fair.

CREATIVE ARTS

Photography Special Rules:

1. Photographs may be either black and white or color. They may be processed from negatives, slides, or digital cameras and computer manipulation programs. Photographs must have been taken since your county fair of the previous year.

3. All photographs must be printed on photographic paper and must be mounted and/or matted. Maximum thickness of finished project must not exceed ¼" thick.
5. A series is a group of photographs [3 to 5] that are related or tell a step-by-step story. Photographs must be mounted together in story order or sequence. Slides should be numbered. Finished size of individual photographs in a series should not exceed 6" x 8".
6. Edited photos should include a copy of the photo before edits.

10340 Creative Photography

A photographic image that was creatively edited or modified beyond reality in a creative, imaginative, and experimental way to make it more interesting and visually engaging. Could be a composite of multiple photographs.

Creative Photography Special Rules:

2. If mounted, photograph/image must be mounted on foam core no smaller than 4" in length or larger than 14" in length.
3. Photograph/Image can be digitally created or from a film negative.
5. Exhibit must have Photo Exhibit Label on back with required information for photo exhibits. Exhibit write up should include additional information about the processes and decisions used to develop exhibit.

10345 Photography Idea/Educational Display

An exhibit that demonstrates learning about photography that does not fit into any previous photography class. This class may include educational displays about printing, processing, editing, marketing, branding, merchandising, etc., as it relates to photography.

Page 10 Amend

10355 Visual Arts – Design, Process, or Technique Exploration

This class emphasizes process and provides the opportunity to explore a medium, practice a skill, or study and apply elements and principles of art and design. An explanation of the application of design elements or art principles used when making the exhibit **must be included**. This exhibit may be an object, portfolio, display, poster, or organized sketchbook. If a non-original design source is used, its origin (where the idea was found, any pictures, sketches, etc.) must still be credited, acknowledged, or have copyright permission obtained. See visual arts special rule #5 and #6.

Visual Arts Special Rules:

Items entered for exhibition must be ready for display in the home, gallery, or intended final display location: pictures framed, wall hangings and pictures ready to hang, etc. Make sure hangers are strong enough to support the item. Command Strips or other quick attach products are usually not adequate hangers.

FAMILY & CONSUMER SCIENCES

10410 Child Development

An exhibit that shows learning about children. Exhibits that include items intended for use with children (books, toys, learning games, babysitting kits, etc.) should include information about what you have learned 1) about children while creating and using the exhibit or 2) what the child(ren) learned from use of the item(s) in the exhibit. Exhibit examples include careers in child development, caring for children with special needs, childcare, growth and development, safety and health, etc.

Page 11 – add

10440 Food & Nutrition

Prepared Product - An exhibit of a prepared food product that shows skills or learning about cooking, baking, eating and choosing healthy foods, safety practices, or food preservation through the making of a prepared food product. See *Food & Nutrition Special Rules* below and HS 76 "Foods for Iowa 4-H Fairs – Quick Reference Guide" at <https://store.extension.iastate.edu/product/6434> for additional information regarding prepared and preserved food products. **Display boxes are not allowed for prepared products at the Iowa State Fair.**

Food & Nutrition Special Rules

7. The recipe must be included for any prepared or *preserved* food exhibit; credit the source of the recipe.

Added 900 Food and Nutrition Challenge

Join Allamakee County 4-H and see if you can create the best tasting muffins!

Things to Know

- Open to all Allamakee County 4-H'ers who have completed grades 4th through 12th
- Muffins will be judged at the Allamakee County Conference Judging event on Tuesday, July 18, 2023.
 - This judging will take place following regular conference judging times. Please have all muffins there by 1:30 PM.
- Youth must register for this challenge class through Fair Entry by July 1st.
- Special County Challenge Classes:
 - 10446A: Junior Chocolate Chip Oatmeal Muffins
 - 10447A: Intermediate Chocolate Chip Oatmeal Muffins
 - 10448A: Senior Chocolate Chip Oatmeal Muffins
- All other Food & Nutrition special rules should be followed.
- Include four to six muffins on a disposable plate for judging.
- Must complete the special write-up for this project.
 - Also, please include photographs of you making the recipe.
- Participants must follow the Chocolate Chip Oatmeal muffin recipe provided. Youth are not allowed to make substitutions and/or additions to the recipe provided.
- A top entry will be selected in each division; junior, intermediate, and senior for a special prize.
- Special County Challenge class is a county-level contest and entries are not eligible to advance to the Iowa State Fair.

Recipe is available here <https://spendsmart.extension.iastate.edu/recipe/chocolate-chip-oatmeal-muffins/>.

Page 11 Amend the following

10470 Sewing and Needle Arts- Constructed Items

A constructed item (sewn, knitted, crocheted, or other process) that shows learning and skill in sewing, knitting, crocheting, or other needle arts. May include the construction of household items such as pillowcases, curtains, table runners, quilts, wall hangings, etc. Exhibits in this class are not intended to be worn by humans.

Special Exhibition - Thrifty Meal Challenge

10490 - Thrifty Meal Challenge – Create a balanced, nutritious meal for family of four (4) that includes a serving from each of the five food groups with a budget of \$11. Information regarding food groups and recommended daily serving sizes can be found on the USDA MyPlate website www.choosemyplate.gov
Special Rules:

1. Each county may enter one (1) exhibit in this class.
2. All entries will receive an evaluation and ribbon.
3. Exhibit may be from an individual or group effort.
4. *The meal must include a serving for each person from each of the five (5) food groups. Recommended portion sizes per person: ½ cup fruit, ½ cup vegetable, 3 ounces protein, 1-2 ounces grain, 1 cup equivalent dairy.*
5. *The meal must serve four (4) people.*
6. *Total expense on receipt(s) must not exceed \$11.*
7. *The exhibit will be a poster (maximum size 20" x 30") that includes:*
 - a. *Menu*
 - b. *Meal type*
 - c. *Copy of receipts (up to 2)*
 - d. *Photos of participant experience*
 - e. *Thrifty Meal Challenge Worksheet (required)*

For more information about this special challenge, please go to <https://www.extension.iastate.edu/4h/meal-challenge>.

PERSONAL DEVELOPMENT

10520 Communication

An exhibit that shows learning about written, oral, and visual communication Includes learning from participation in Theatre Arts projects or programs such as puppets, stage design, etc. May include original creative writing, poetry, fiction and non-fiction, etc.

Page 13 Amend

Science, Engineering & Technology Special Rule:

Exhibitors entered in the 4-H Science, Engineering & Technology classes are not eligible to exhibit in similar FFA Ag Mechanics classes and vice-versa.

Page 14 - GENERAL RULES FOR LIVESTOCK EXHIBITS –

Entry

Add a. and b. to rule #3.

3. A 4-H/FFA exhibitor may not show the same animal at more than one county fair. Exhibitors are required to show their own livestock at the county fair and at the Livestock Auction. The only exception to this rule will be if the exhibitor has more than one animal in a class, then the exhibitor must get another Allamakee County 4-H/FFA member to help show. If the exhibitor is not there, the livestock will not be shown or sold at the auction.

a. Alternate showman may be granted to a youth per doctor recommendation with review by Youth Development Committee.

b. Sudden illness, injury or extenuating circumstances will be reviewed on a case by case basis by the Youth Development Committee.

Page 15 – Parade of Champions – Amend Rabbit and Poultry

Page 17 – SWINE – DEPARTMENT 171 – No changes

Page 17 - SHEEP – DEPARTMENT 181

CLASS A - MARKET LAMBS

Lot 002 –Pair

CLASS B - COMMERCIAL BREEDING SHEEP and PUREBRED BREEDING SHEEP (for definitions of this class – see Appendix)

Lot 006 – Breeding pair Lambs

Lot 007 – Breeding pair Yearlings

1. Entries are open to market lambs born after January 1. All lambs must be docked, dehorned and castrated by spring weigh in. Lambs should be sheared over the entire body by June 1, and must be sheared again by fair time.

4. Lambs will be weighed on Entry Day between 5:00 p.m. and 8:00 p.m. Exhibitors must select the individual market lambs at that time. Both animals from the pair may be shown as individuals. Sheep may be shown in the market class or breeding class but not in both. Exhibitors may show a combination of market and breeding animals but are limited to showing a total of 6 market and breeding sheep.

a. Both individuals from a pair may be shown as individuals.

Sheep Show Order:

Market Lamb Pair -- Lightweight, Middleweight, Heavyweight

Champion Market Pair

Page 19 - MEAT GOAT – DEPARTMENT 108

3. The Rate of Gain awards will be given to the top five exhibitors who weighed in at the spring weigh-in. Each exhibitor gets one entry in the contest-the meat goat/market dairy goat with the best ROG.

- a. ROG will be awarded to the top five Meat Goats and the top five Market Dairy Goats

Page 19 - BEEF – DEPARTMENT 101

Added purebred classes to breeding and market beef

CLASS A - BREEDING BEEF

(for definitions of the lots – see Appendix)

- Lot 001 – Crossbred Junior Calf
- Lot 002 – Purebred Junior Calf
- Lot 003 – Crossbred Fall Heifer Calf
- Lot 004 – Purebred Fall Heifer Calf
- Lot 005 – Crossbred Yearling Heifer
- Lot 006 – Purebred Yearling Heifer
- Lot 007 – Crossbred Senior Heifer
- Lot 008 – Purebred Senior Heifer
- Lot 009 – Crossbred Beef Cow/Cow-Calf
- Lot 0010 – Purebred Beef Cow/Cow-Calf

CLASS B - MARKET BEEF

- Lot 001 – Crossbred Market Beef Steer
- Lot 002 – Purebred Market Beef Steer
- Lot 003 - Dairy Beef Steer
- Lot 004 - Crossbred Market Beef Heifer
- Lot 005 – Purebred Market Beef Heifer

Show order:

Breeding Beef classes

(will be shown by breed see Breeding Beef 1.b. for class list)

- Junior Calf
- Fall Heifer Calf
- Yearling Heifer
- Senior Heifer
- Cow/Cow-calf
- Grand Champion Breeding Animal
- Allamakee County Cattlemen's Home Raised Breeding Beef

Market Beef Classes

(will be shown by breed see Market Beef 1.b. for class list)

BREEDING BEEF

1. An exhibitor may enter up to three head of beef heifers. Heifers may be purebred, grade or crossbred heifers. All beef heifers will be exhibited by age.
 - a. Purebred classes will show from youngest to oldest by animal birthdate. All Purebred classes must have a minimum of 3 entries OR they will be shown in the all other breed classes (AOB)
 - b. Breeding heifers will be divided into the following divisions:
CLASS
 - Angus • Charolais • Charolais Percentage • Chianina • Foundation Simmental • Gelbvieh • Hereford • High % Maine-Anjou • Lim-Flex • Limousin • Maine Angus • Maintainer • Miniature Hereford • Red Angus • Red Angus Foundation • Salers • Shorthorn • Shorthorn Plus • Simmental • All Other Breeds • Commercial
 - c. Purebred animals must submit a copy (upload) registration papers to FairEntry by the June 15 animal entry deadline.
 - d. Ownership and Identification must be made by May 15 in 4hOnline2.0 with breed approved identification.

7. A Grand Champion Breeding animal and Reserve Champion will be selected from the champion and Reserve of each breed shown in the Breeding Beef Show. Third, fourth and fifth overall will also be selected.

MARKET BEEF

1. Members may enter a total of three market beef calves that have been weighed and identified by February 1. Market animals are only allowed to exhibit at one county fair. An exhibitor is allowed to weigh in a total of 10 market animals each year.
 - a. Market purebred classes will show by weight. All Purebred classes must have a minimum of 3 entries OR they will be shown in the all other breed classes (AOB)
 - b. Market heifers will be divided into the following divisions:
CLASS
 - Angus • Charolais • Charolais Percentage • Chianina • Foundation Simmental • Gelbvieh • Hereford • High % Maine-Anjou • Lim-Flex • Limousin • Maine Angus • Maintainer • Miniature Hereford • Red Angus • Red Angus Foundation • Salers • Shorthorn • Shorthorn Plus • Simmental • All Other Breeds • Commercial
 - c. Purebred animals must submit a copy (upload) registration papers to FairEntry by the June 15 animal entry deadline.
 - d. Ownership and Identification must be made by February 1 in 4hOnline2.0 with breed approved identification.
2. a. Top 10 Rate-of-Gain Market Beef will be recognized in the show program. The winners will participate in the Performance Class. The Champion Performance Beef will be evaluated based on their physical appearance.
3. Beef classes will be divided by weight grouping within their breed. FAIR WEIGHT will be used to determine the class division. Classes too large for the show ring will be divided at the discretion of the superintendents.
6. A Grand Champion Market animal and Reserve Champion will be selected from the champion and Reserve of each breed shown in the Market Beef Show. Third, fourth and fifth overall will also be selected.

Page 21 - BUCKET/ BOTTLE CALF PROJECT DEPARTMENT 103 - No changes

Page 20 RABBITS – DEPARTMENT 151

Added Grand for the Parade of Champions and update age of Roaster Individual to match Roaster Pen classes

Show Order:

Meat Rabbits:

Grand Champion Meat Rabbit Individual

Grand Champion Large Breeding Rabbit

Grand Champion Small Breeding Rabbit

CLASS A - MEAT RABBITS

Lot 004 – Roaster Individual – over 10 weeks old but under 6 months old 5.5–9 pounds.

Page 22 POULTRY – DEPARTMENT 141

Added Grand for the Parade of Champions and add age for production poultry to help with class entry.

AWARDS GIVEN:

Grand Champion Market Poultry

Grand Champion Production Poultry

Grand Champion Exhibition Poultry

CLASS C- PRODUCTION POULTRY—Includes only poultry breeds raised for the sole purpose of egg or chick production and at least 20 weeks of age.

Page 24 DAIRY GOATS - DEPARTMENT 107- No changes

Page 24 DAIRY CATTLE - DEPARTMENT 105

Removed

~~8. Novice Showmanship is only for open class participants. Class is designed for youth not eligible for the 4-H/FFA showmanship classes. No awards will be presented, participation ribbons will be distributed.~~

~~DECISION FOR 2022 TO BE DETERMINED~~

Page 24 DOG – DEPARTMENT 111

Proposed; change class requirement from 6 to 8

Highlighted portion superintendents would like to choose which days the youth show which classes

5. The exhibitor/dog team must have participated in the dog obedience training program for a minimum of 8 weeks to be eligible to participate in any event in the Allamakee County 4-H Dog Show (i.e.: Formal Obedience, Rally Obedience, Agility, Showmanship, Barn Hunt, Scent Work and Tricks). Each exhibitor/dog team event class placement shall be determined by, but not limited to the teams: experience level, skill level, previous year's performance, individual goals, and ultimately the Allamakee County 4-H Dog Project Leaders and/or Obedience Instructors and Dog Superintendents. If the exhibitor/dog team is not competing in Formal Obedience, they must pass an obedience test of equivalent skill for the level of event or events being shown. Please refer to the Allamakee County 4-H Dog Manual for specific class requirements.

Page 25 HORSE & PONY – DEPARTMENT 121

IDENTIFICATION & ENTRY

8. All horses will be checked in at the front table on the day of the show immediately upon arrival. You may scratch from a class the day of the show, but may not show in a class you are not previously entered in. Exhibitors may substitute animals, due to health related conditions, provided the substituted animal is listed on the ID form on file in the Extension Office. Changes need to be made by Wednesday prior to the first show day in order to be approved.

TIMED EVENTS

26. 4-H'ers may not start their run until the gate is closed behind them. Failure to do so will result in disqualification.

CLASS B - GAMES & PERFORMANCE CLASSES

ADD

Odd Years

Lot 135 – Senior Butterfly Race (10-12 grades)

Lot 153 – Int. Butterfly Race (7-9 grades)

Lot 151 – Junior Butterfly Race (4-6 grades)

Even Years

Lot 152 – Senior Tunnel Vision Race (10-12 grades)

Lot 153 – Int. Tunnel Vision Race (7-9 grades)

Lot 151 – Junior Tunnel Vision Race (4-6 grades)

Appendix

Change years accordingly for all species

GENERAL RULES FOR 4-H BUILDING EXHIBITS

These departments are open to youth who are participating in 4-H Youth Development Programs conducted by Iowa State University Extension and Outreach.

All exhibitors are responsible to read and comply with the Allamakee County Fair 4-H General Exhibit Rules, 4-H General Rules and Regulations, and all 4-H department exhibit class rules and regulations.

Exhibitors must meet club guidelines and have an Application to Participate on file by June 15 to exhibit at the Allamakee County Fair. Exhibitors may choose to enter their Conference Judging exhibits in Fair Entry by July 1. For 2023 you are expected to enter your exhibits in Fair Entry for Conference Exhibits. Exhibits not entered in Fair Entry are eligible for exhibition and premiums.

A 4-H project is a year-long activity to build knowledge of the project subject material. Projects are selected at enrollment time. A 4-H'er may or may not bring an exhibit from their project list to the Allamakee County Fair.

1. Most exhibit classes have specific guidelines and requirements that will be included in the judging process. Members are highly encouraged to go to <http://www.extension.iastate.edu/4h/projects> to find information about judging criteria for exhibits that they create from their 4-H project learning.
2. Exhibitors must be 4-H'ers of an Allamakee County 4-H Club prior to May 1. The 4-H'er must have a current enrollment form completed. Age for exhibiting at the Allamakee County Fair (grade just completed):
 - Clover Kids (K, 1, 2 or 3)
 - Juniors - Grades 4, 5, or 6
 - Intermediates - Grades 7 or 8
 - Seniors - Grades 9, 10, 11 or 12
3. Eligible exhibits are an outgrowth of work done as a planned part of the 4-H member's participation in 4-H projects or programs during the current 4-H year. Exhibits can be done by an individual or group and may represent all or part of the learning in the project or program.
4. Exhibitors in 4-H classes are not eligible to exhibit in a similar department of the FFA divisions or vice-versa. See also "4-H Department General Rules and Regulations".
5. Exhibits previously entered in an FFA Ag Science Fair or any other FFA event or competition may not be entered in any 4-H exhibit class.
6. Exhibits that do not comply with the class description, size guidelines, copyright restrictions, safety and approved methods will be disqualified and not put on public display at the Allamakee County Fair.
7. If the exhibitor chooses a display to illustrate what was learned:
 - Posters may not exceed 24" x 36" in size. (See Classes 10490 and 10530 for smaller requirements.)
 - Chart boards, graph boards, project presentation boards, model displays, bi-fold/tri-fold boards, etc., may not exceed 48" x 48" in size. Maximum size is determined by measuring the flat (unfolded) dimensions.
8. Endangered and threatened plants and animals (includes insects), or songbird feathers and nests may NOT be used in any exhibit. Game animals legally taken are acceptable. Live specimens of noxious weeds or invasive species are NOT permitted in any exhibit. Dried specimens are acceptable to use in exhibits.
9. Copyrighted materials and designs may not be used in an exhibit that is presented as original work by the exhibitor. Exhibitors must include permission from the copyright holder/owner when using copyrighted materials. Exhibitors must give proper credit to the original source of all materials/designs used in exhibits. (See special rules for Visual Arts and general copyright information for 4-H members.)
10. The 4-H member's goal and applicable exhibit standards will form the basis of the evaluation process. Evaluation criteria will include demonstrated learning, workmanship and techniques, and general appearance and design. Exhibitors will receive written evaluation comments on the exhibits and a blue, red, or white ribbon. Refer to exhibit class evaluation rubrics for detailed evaluation criteria in each class. Rubrics are located at www.extension.iastate.edu/4h/exhibit-tip-sheets. The following ribbons will also be awarded:
 - Achievement – Lavender
 - Honorable Mention – Fuchsia
 - Alternate State Fair – Peach
 - Selected for State Fair – Green RosetteExhibits selected for State Fair and Alternate State Fair are eligible for the Parade of Champions prior to the Livestock Auction.
11. A written explanation, audio recording, or video recording is to be included as part of each exhibit. The exhibitor should respond briefly to the following questions about the exhibit:
 - What did you plan to learn or do? (What was your exhibit goal(s)?)
 - What steps did you take to learn or do this?
 - What were the most important things you learned?

***Check for additional requirements in exhibit classes for Clothing and Fashion, Food and Nutrition, Home Improvement, Photography, Visual Arts and 4-H Poster Communication classes. Exhibits in the Clothing & Fashion, Sewing & Needle Arts, Home Improvement and Visual Arts Classes must identify and include a written description of the design elements and/or art principles used in the exhibit. Refer to the design elements and/or art principles reference in the Appendix.
12. Exhibits with a goal that better fits a different department/class will be moved to that department/class, at the discretion of the superintendent of the department.
13. All judges' decisions are final.

14. Each item in an exhibit must be securely labeled, including the name of the exhibitor, club, and class number.
15. Exhibits will be entered at conference judging on the Tuesday of fair week starting at 9:00 a.m. Clubs will be assigned specific times to present their entries. All exhibits will be displayed in the club booths at the 4-H Building. State Fair and Alternate State Fair selections will be displayed in designated areas.
16. Exhibits will be released Sunday at 3:00 p.m. and no later than 5:00 p.m. Any exhibits removed prior to this time will result in a forfeit of premium money by the exhibitor. (All exhibits will be removed from the building Monday Morning and taken to the Extension Office OR you may obtain a key from the Extension Office to pick up your exhibits.)

Other Exhibit Information:

17. The Fair Board, 4-H Leaders, 4-H & Youth Development Committee Members, County 4-H Council or the Extension personnel will not be responsible for damages or loss of exhibits. Responsibility for theft, loss or damage of articles rests solely on the exhibitor.
18. Items selected to advance to the Iowa State Fair, must fit easily into a car for transportation to and from the State Fair. Due to the size and value of some exhibits; some exhibitors may need to provide transportation to and from the Iowa State Fair.
19. The 4-H & Youth Development Committee strongly encourages members to wear 4-H shirts and black, white, or blue jeans while at the Fair.
20. Each exhibit must have an entry tag, exhibit label, goal write-up, and Conference Judging Entry Form filled out completely and attached to the exhibit. Conference Judging Entry Forms must be handed in by the exhibitor after being judged. Failure to do so will mean no record of placing and therefore no premium can be awarded.
21. Exhibitors advancing to State Fair must have completed 5-12th grade in 2023. Group exhibits from an entire club may include 4th grade members.
22. The conference judging experience is for the exhibitors' personal growth. Parents may observe silently.
23. There is a limit of 5 exhibits per project area with the exception of Poster Communications (See Communications). This would mean that you may have 5 Photography exhibits **AND** 5 Food & Nutrition exhibits, **AND** 5 Home Improvement exhibits. This is a project area limit. It is not meant to be a limit for the number of exhibits that a 4-H member brings to the fair.

CLOVER KIDS PARTICIPATION

Clover Kids are youth in grades K-3. These members can participate in all club activities. They may help at the fair during their club's scheduled Food Stand shift by bussing tables.

Clover Kids members may showcase their exhibits anytime on Tuesday of fair week. A caring adult will be provided for the

Clover Kids members to share their experiences with how he/she created the exhibit.

Third grade Clover Kids may participate in Dog Obedience Classes if a parent is present. Clover Kids in grades K-3 may participate in the Pee Wee Dairy Show and the Lamb Lead. Clover Kids in grades K-3 may participate in Expressions Day events (\$20 Challenge, Fashion Revue, Clothing Selection, Educational Presentations, Working Exhibit, and Share – The – Fun.) Third grade Clover Kids may participate in Bucket Bottle. Livestock identification and entry forms are required for livestock exhibits (see livestock rules). These members are not allowed to participate in the 4-H and FFA Livestock or Dairy Auction and cannot receive premiums. Clover Kids will receive a Clover Kid participation ribbon.

GUIDELINES FOR CONFERENCE JUDGING DAY

- Please read all rules in fairbook carefully prior to Conference Judging Day.
- Most exhibit classes have specific guidelines and requirements that will be included in the judging process. Members are strongly encouraged to go to www.extension.iastate.edu/4h/exhibit-tip-sheets for information on judging criteria for exhibits that they create from their 4-H project learning.
- All judging will take place in the Pavilion.
- Please come to the fair with all entry tags, exhibit labels, goal write-ups and the Conference Judging Entry Form filled out and attached to the proper exhibit.
- Complete a Conference Judging Entry Form to be used by the judges and handed in at the Ribbon Table.
- If you have questions about the procedure once you arrive, please ask for assistance. The 4-H County Council, Youth Development Committee, and staff will be on hand to assist members.

Step 1

- Go to the Pavilion, enter in the north door and stop at the **ENTRY TABLE** located to your left as you enter the building.
- Volunteers will check you in by club and name. Have your Conference Judging Entry Form available, for the volunteers will need this for entry.
- **Note: All Clover Kids members will be judged conference style by a Clover Judge.**

Step 2

Locate the judges stations you need to visit.

- A. Find an empty seat. You will be judged in order of arrival (1st come-1st serve).
- B. As you are judged, the judges will write comments on the evaluation form and he/she will circle the ribbon placing on the Conference Judging Entry Form.

Step 3

When you have completed judging - you **MUST** stop at the **COMPLETION TABLE**. At this time, your ribbon will be attached to the project and the Conference Judging Entry Form will be turned in. **(This is our only record of your fair exhibit, and we will use this form later to award premiums, so this stop is extremely important).** You may then take your projects to the 4-H Exhibit Building. If

you have an exhibit that is held back to be considered for State Fair it will stay in the Pavilion.

Step 4

Please place your exhibits in your club's assigned 4-H booth.

EXPRESSIONS DAY & STYLE SHOW

Fashion Revue, Clothing Selection, \$20 Challenge, Innovative Design and Communications judging will take place on Monday, June 26, 2023. This event is open to all 4-H'ers in grades K-12. Expressions Day entry forms are due into the Extension Office on or by June 1 to be eligible for participation. For additional requirements see class rules below.

- *To advance to the Iowa State Fair with a clothing exhibit, youth must be a senior (9-12 Grade) 4-H member.*

4-H COMMUNICATION EVENT PROGRAM

General Rules:

1. 4-H'ers who have completed 4th grade through 12th grade (or that equivalent) are eligible to participate in communication events, with the exception of Extemporaneous Speaking - See event rules for age guidelines. Clover Kids, K-3rd grade may also participate. They will be awarded participation ribbons. *4-H'ers must have completed the 5th grade to be eligible for the Iowa State Fair.
2. Educational Presentations and Working Exhibit may be given by one or more 4-H'ers. Teams consisting of youth of mixed grades will be entered in the class of the member in the highest grade level (i.e. a team with a 5th grader and an 8th grader must be entered in the intermediate class).
3. Topics selected by the 4-H'er(s) should be an outgrowth of his/her 4-H experience(s). Topics should be appropriate for presentation to a general audience.
4. Educational Presentation, Extemporaneous Speaking, and Working Exhibit exhibitors will receive a written evaluation comments and ribbon (see General Rule for 4-H Building #8). Share-the-Fun participants will receive a participation ribbon and a written critique of the performance. Participants are expected to be present for awards given at the close of the event session.
5. Participants in the 4-H Communication Programs are expected to wear appropriate clothing representative of the 4-H Youth Program and/or the topic of the presentation.
6. 4-H members must use sanitary and safe procedures and methods at all times. Educational Presentations and Working Exhibits involving food must follow established food safety guidelines.
7. **All participants are expected to comply with all copyright/trademark regulations. Copyrighted material may not be distributed without permission.**

EDUCATIONAL PRESENTATION

Purpose

Provide an opportunity for 4-H members to demonstrate

communication skills by presenting knowledge, information, or a process to an audience.

Class 880, Educational Presentation (Clover Kid) - Presentations must not exceed 10 minutes.

Class 11101, Educational Presentation (Junior) - Presentations must not exceed 15 minutes.

Class 11102, Educational Presentation (Intermediate/Senior) - Presentations must not exceed 20 minutes.

Participants must turn in a completed Educational Presentation Report form during event check-in.

Presentation content must be the original work of the presenter(s). Extensive paraphrasing from other sources is prohibited. Use of brief quotations or excerpts of from other work(s) is permitted provided the source is identified.

WORKING EXHIBIT

Purpose

Provide an opportunity for 4-H members to communicate, interact with, and teach an audience in an informal and experiential way.

Class 883, Working Exhibit (Clover Kid) - scheduled for 30 minutes.

Class 11201, Working Exhibit (Junior) - scheduled for 30 minutes.

Class 11202, Working Exhibit (Intermediate and Senior) - scheduled for 30 minutes.

Participants must turn in a completed Working Exhibit Report form during event check-in.

SHARE-THE-FUN

Purpose

Provide an opportunity for 4-H members to share their skills and talents before an audience purely for the sake of enjoyment.

Class 11300, Share-The-Fun

Share-The-Fun Rules

1. Eligibility: 4-H members who have completed 4th grade through 12th grade (or that equivalent) in current 4-H year. Exception: If the Share-The-Fun act involves a whole club, the following criteria must be applied to determine if the club can be entered in the Share-The-Fun Program at the Iowa State Fair:
 - At least 80 percent of the performing group must have completed 5th through 12th grade in current 4-H year.
 - Clover Kids are not eligible to participate at the Iowa State Fair.
2. Clover Kids, K-3rd grade may also participate. They will be awarded participation ribbons. Clover Kids are not eligible for Iowa State Fair.

3. Share-The-Fun performances must not exceed (6) minutes in length.
 4. Skits, songs, stunts, short one-act plays, dance, and other entertainment are acceptable. All performances must be appropriate for presentation to a general audience.
 5. All performers must turn in a completed 4-H Share-The-Fun Report form at event check-in to confirm stage setup, cue music, etc.
- e. Only notes made during the preparation period may be used.
 - f. Each speech shall be **not less than four but no more than six minutes** with five minutes additional time allowed for related questions, which shall be asked by the judge. The participant will be shown time cards in an ascending order (1, 2, 3, 4, 5) by the time keeper. "Stop" will be said at six minutes.
 - g. The program timekeeper will introduce each participant by name, the county they represent, and read the selected question.
 - h. Participants are not permitted to use any props, gadgets, posters or audiovisuals of any sort. A podium not will be available.

EXTEMPORANEOUS SPEAKING

Purpose

Encourage the development of communication skills by providing an opportunity to think, organize thoughts, prepare a speech, and respond to questions when given a limited amount of preparation time.

Class 11400, Extemporaneous Speaking

Extemporaneous Speaking Rules

1. Participants must be senior 4-H members --9th through 12th grade (or that equivalent).
2. Program format:
 - a. Thirty minutes before the program, each participant will draw three of the available topics, selecting one to speak on.
 - The selected topic will not be available to the other participants in the speaker's assigned room. The general nature of the topics will relate to 4-H. The other two topics drawn but not chosen will be returned to the available topics for the other participants.
 - b. A preparation room is to be used with one participant per speaking site admitted initially and one additional participant per speaking site admitted each 15 minutes as the program progresses. A participant may not leave the preparation room until it is time to speak, nor may a participant receive help from a parent, leader, other adult or any other youth. A program official will assist participants with the time requirements.
 - c. All reference material will be screened by a program official on the following basis:
 - Participant may bring their own books, magazines or newspaper clippings for reference during the thirty minutes of preparation.
 - Reference material must be printed material such as books or magazines (cannot be notes, outlines or speeches prepared by the participant or by another person for use in this program.
 - Some relevant reference material will be available in the preparation room. This material will consist of historical material related to the 4-H program.
 - d. Each speech shall be the result of the 4-H members own efforts using approved reference material that a participant may bring to the preparation room. No other assistance may be provided. Plain note cards will be provided for each participant in the preparation room. If notes are used, the note cards provided must be used in delivering the speech.
3. Speeches will be evaluated using the following criteria:
 - a. Content related to topic.
 - b. Knowledge of the subject.
 - c. Organization of material.
 - d. Power of expression.
 - e. Voice.
 - f. Stage presence.
 - g. General effect.
 - h. Response to questions.
4. A judge's critique/conference with each participant will be included as a part of the program.

CLOTHING EVENT PROGRAM **CLOTHING SELECTION**

- a. Participants should select and/or purchase an outfit that represents the 4-H members goal or intended use for the selected outfit.
- b. Judging is based on fit, color, style, suitability, quality and construction features, stage presentation, required care, and cost comparison.
- c. There is no consideration in the judging on the amount spent, only in the process of record keeping and reflection on the cost of the individual items as a part of the process.
- d. Outfits may be purchased at a department store, boutique, online store, sidewalk sales, retail shops or mall stores. Outfits may also be purchased at garage sales or other secondhand venues at any price point. Outfits may be gifts, hand-me-downs, relative or friend's modern or vintage clothing, or existing personal clothing, as long as the 4-H member selected the item as part of this specific outfit for the stated purpose.
- e. Home-sewn clothing that was not sewn specifically for the participant are acceptable, such as purchases from a used clothing store.
- f. Clover Kids, K-3rd grade may also participate. They will be awarded participation ribbons. Clover Kids are not eligible for Iowa State Fair.

THE \$20 CHALLENGE

- a. Participants should purchase an outfit that represents the 4-H members intended use for the selected outfit. The 4-H member should have had an

experience in choosing shopping alternatives, evaluating fit, quality and construction features, price, and cost comparison.

- b. This class is designed to expand the 4-H member's shopping experience to shopping venues emphasizing recycling, reducing, and reusing. Outfits must be purchased at a garage sale, consignment store, thrift store, secondhand store, or similar place.
- c. Online venues are allowed, must be second-hand in nature. Shipping and handling are not included in the total calculations.
- d. Traditional shopping venues may not be used, regardless of a low regular or sale price. Hand-me-downs or clothing as gifts do not qualify for this class.
- e. Twenty dollars is the purchase price limit including tax. However, some secondhand stores and venues do not typically charge sales tax. This twenty-dollar limit does not include shoes, accessories, or undergarments.
- f. Receipt(s) for every item included as a part of the calculated total must be submitted with the entry. A garage sale receipt can be a piece of paper with the name of the location, date, amount paid and signature of the person selling at the garage sale. If the outfit was free at a garage sale, "free" can be listed on the report form and on the receipt. Failure to provide receipts will be reflected in the evaluation.
- g. Alterations are permitted to achieve a desired look or fit.
- h. Clover Kids, K-3rd grade may also participate. They will be awarded participation ribbons. Clover Kids are not eligible for Iowa State Fair.

FASHION REVUE

- a. Model a garment or outfit that is constructed, hand-knitted, machine-knitted, or crocheted during the current 4-H year.
- b. A garment or outfit consisting of one to three pieces such as party clothes, tailored suits, vest, slacks, shirt, skirt, active sportswear and/or coats are acceptable as Fashion Revue entries.
- c. Blouses, shirts, and sweaters are usually considered as garments. If they are used to complete an outfit, they may be constructed or selected.
- d. All other accessories and undergarments may be constructed or selected.
- e. Clover Kids, K-3rd grade may also participate. They will be awarded participation ribbons. Clover Kids are not eligible for Iowa State Fair.

Innovative Design

- a. The purpose of this class is to encourage creativity and out-of-the-box thinking when creating an outfit.
- b. These designs can be theatrical costumes, cosplay, wearable technology, sustainable/upcycled fashion, accessible fashion, and/or outfits that use unconventional materials.
- c. The outfit must be showcased as a worn garment modeled by the exhibitor or by the individual that it was

designed for.

- d. Exhibitors may make their garment entirely, or permanently alter the silhouette of pre-existing materials through some method of permanent alteration or addition.
- e. Consideration is given to originality and innovation.

ANIMALS

10110 Animal Science

An exhibit (other than the animal itself) that shows learning about a large or small animal including beef, dairy cattle, dairy goats, dogs, horse & pony, llama, meat goats, pets, poultry, rabbits, sheep and swine etc. Ownership of an animal is not required.

10120 Veterinary Science

An exhibit that shows learning about keeping animals healthy, animal diseases, animal/human interaction, or other learning related to Veterinary Science.

Class 231P, Pets - Any exhibit which the animal is a companion to the 4-H'er, and not used for meat, milk or recreation. The exhibitor should prepare a folder containing the following information: breed or pet species name; age and/or birth date of pet; characteristics and habits of the pet; care of the pet-diet, grooming, etc.; exhibitor's name age and year in the project; photos. Animals are allowed if on a leash or in a cage or carrier. The folder will remain on display in the club booth after the animal is taken home. (County only class)

AGRICULTURE & NATURAL RESOURCES

10210 Crop Production & Plant Science

An exhibit that shows learning about growth, use, and value of field crops, plant growth, soils and soil fertility, or any other learning related to crop production and plant science.

10220 Conservation, Environment, and Sustainability

An exhibit that shows the connections between humans and their environment including energy, stewardship, conservation, creating habitat, etc.

10222 Entomology

An exhibit (excluding live specimens) that shows learning or is an outgrowth of an entomology or bee project experience. Includes specimen collections and may include products (ex: honey) or equipment as part of the display.

10224 Fish and Wildlife

An exhibit that shows learning about a fish and/or wildlife project or program such as identification, habitats, harvest, taxidermy, etc. Any specimens must have been legally taken and must include information about date and location of harvest, and who the specimen was acquired from if not self-harvested. Feral pigs (including Russian/European Boar) are NOT permitted in taxidermy exhibits.

10226 Forestry

An exhibit, including collections, that show learning from participation in a forestry project or program.

10230 Horticulture and Plant Science

An exhibit that shows learning about the growth, use, and value of plants, soils, small fruit production, vegetable and flower gardens, plant nutrition, careers, etc. (Garden crops

and herbs are exhibited in the 4-H Horticulture Department).

10235 Home Grounds Improvement

An exhibit that shows learning about landscape plans, selection of landscape plants, ornamental garden features, home yard improvement, storage sheds, careers, etc.

10240 Outdoor Adventures

An exhibit that shows learning about backpacking, biking, camping, canoeing, fishing, hiking or other outdoor activities.

10250 Safety and Education in Shooting Sports

An exhibit that shows learning about safe and responsible use of firearms and archery equipment or wildlife management. (The exhibit may not include actual firearms; archery equipment allowed if tips are removed from arrows).

10260 Other Agriculture and Natural Resources

An exhibit that shows learning about agriculture or natural resources and does not fit in any of the classes listed above.

County Classes (711C-711M):

Class 711C--GARDEN VEGETABLES

The following classes are for actual plant specimens only. Vegetables should be prepared and displayed according to 4H-462, "Harvesting and Preparing Vegetables for Exhibit," <http://www.extension.iastate.edu/publications/4h462.pdf>.

Lot

264. Beans, snap, 6 specimens
265. Beans, yellow wax, 6 specimens
266. Beets, 3 specimens
267. Cabbage, round, 1 specimen
268. Cabbage, red, 1 specimen
269. Cantaloupe, any variety, 1 specimen
270. Carrots, 3 specimens
271. Cucumbers, for slicing, 3 specimens
272. Cucumbers, dill, 3-5 inches, 3 specimens
273. Cucumber, for pickling, 6 specimens
274. Eggplant, standard or traditional, 1 specimen
275. Eggplant, cylindrical, 1 specimen
276. Honeydew melon, smooth skin, 1 specimen
277. Onions, red, 3 specimens
278. Onions, white, 3 specimens
279. Onions, yellow, 3 specimens
280. Peppers, bell, sweet, green, 3 specimens
281. Peppers, sweet any other variety, 3 specimens
282. Peppers, hot, jalapeno, 3 specimens
283. Peppers, hot, any other variety, 3 specimens
284. Potatoes, red, 3 specimens
285. Potatoes, white 3 specimens
286. Pumpkin, sugar pie, 1 specimen
287. Pumpkin, Jack O Lantern, under 16" tall, 1 specimen
288. Squash, summer, scallop or patty pan, 3 specimens
289. Squash, summer, zucchini, green, 3 specimens
290. Squash, summer, zucchini, yellow, 3 specimens
291. Squash, summer, any other variety, 3 specimens
292. Squash, winter, acorn, 1 specimen
293. Squash, winter, butternut type, 1 specimen
294. Squash, winter, any other variety, 1 specimen
295. Sweet corn, 3 ears with husks open on 1 side
296. Tomato, red slicing, 3 specimens
297. Tomato, cherry type, 6 specimens
298. Tomato, processing type, 3 specimens
299. Watermelon, any variety (large or small), 1 specimen
300. Any other kind of vegetable, not included in any previously named class, 3 specimens

Class 711D--Herbs

301. Parsley, 3 sprigs in a bottle of water
302. Any other individual herb, 3 sprigs in a bottle of water
303. Collection of 4 different herb species to be displayed in separate bottles of water. Specimens should include 3 sprigs with stems of adequate length for each species. A special exhibit card will be provided and **MUST** accompany the exhibit which lists individual herb species information.

Class 711E--ORNAMENTALS

304. Pumpkin, decorated, woody stem, any full pumpkin decorated with other vegetables, paint or other material. No carving. 1 specimen.
305. Pumpkin, miniature, 3 specimens
306. Gourds, small ornamentals, 3 specimens

Class 711F--VEGETABLE COMBINATIONS

307. The vegetable display must include five or more different vegetable crops grown in the exhibitor's home garden. For this class, herbs will count as vegetable crops. More than one variety of any particular vegetable can be displayed; however, not more than four items of the same vegetable can be displayed. For example, four tomatoes would constitute one vegetable, e.g. one large red slicing, one cherry tomato, one yellow tomato, and one processing tomato. The container display will be reduced one placing if it contains more than four vegetables of any one kind, e.g. more than four beans. The amount of produce exhibited should fit into the container and the specimens may not overflow onto the table. The vegetables should be prepared for exhibit as instructed in 4H-462, "Harvesting and Preparing Vegetables for Exhibit," <http://www.extension.iastate.edu/publications/4h462.pdf>. Any decorative basket, box or other decorative container, not larger than one-half bushel in size can be used. The exhibit will be judged 75% for the cultural perfection of the vegetables and 25% for decorative arrangement. A special variety card should accompany the exhibit with each crop clearly labeled as to the variety.

Class 711G--Small Fruits and Tree Fruits

Class 711H--Flowers and Houseplants

Exhibits should be prepared and displayed according to 4H-464, "Preparing Cut Flowers and Houseplants for Exhibit," <http://www.extension.iastate.edu/Publications/4H464.pdf>

Class 711I--Jumbo or Most Unusual Vegetables

Lot

310. Cabbage (max of 3 wrapper leaves), 1 specimen
311. Potato, 1 specimen
312. Pumpkin, (woody stem), 1 specimen
313. Squash, zucchini, 1 specimen
314. Squash, any other variety, 1 specimen
315. Tomato, 1 specimen
316. Watermelon, 1 specimen

Class 711J--Item constructed from garden produce

Class 711K--Bucket of Flowers. A 5-gallon bucket with flowers that have been selected and/or grown by the exhibitor with a card included listing the variety of flowers. This will be judged by the horticulture judge. After judging, all buckets will be placed around the fairgrounds to enhance the appearance during the fair.

Class 711L Horticulture-Home Judged Garden -- This project may consist of a vegetable and or flower garden. The exhibitor will prepare a folder containing photos, weed & pest control, knowledge of your gardening project and an explanation about the garden project. The fair folder will be used as the judging criteria for ribbon placing. Home garden judging will take place the week prior to fair. Exhibitors are responsible to inform Extension staff they have a garden to be judged.

Class 711M Upcycle Flower Planter Contest

Find a unique item for a planter and add your favorite flowers, plants, etc. to join in on the fun and beautify the 4-H exhibits building!

Things to Know

- This contest is open to Clover Kids (Kindergarten through 3rd grade) and 4-H members (4th-12th grade).
- Objective: To find a unique and interesting item to make into a flower planter.
- These will be judged at Allamakee County Conference Judging event on Tuesday, July 18, 2023.
 - This judging will take place following regular conference judging times. Please have your flower planter there by 1:30 PM.
- Youth must register for this contest through Fair Entry by July 1st.
- Special County Contest Classes:
 - 712A: Clover Kid Upcycle Flower Planter Contest
 - 712B: Junior Upcycle Flower Planter Contest
 - 712C: Intermediate Upcycle Flower Planter Contest
 - 712 D: Senior Upcycle Flower Planter Contest
- Must complete the special write-up for this project.
 - Be sure to include the names of the plants you selected.
- A top entry will be selected in each division, clover kid, junior, intermediate, and senior for a special prize.
- Special County Contest class is a county-level contest and entries are not eligible to advance to the Iowa State Fair.

CREATIVE ARTS

10310 Music

An exhibit that shows learning about musical performance, composition and arrangements, instruments, musical styles or history.

10320 Photography

An exhibit, either photo(s) or an educational display, that shows learning about photography from choosing a camera to modifying your photo. Still photos only, not video.

Photography Special Rules:

1. Photographs may be either black and white or color. Photographs must have been taken since your county fair of the previous year.
2. Photographs should be a minimum of 5"x7". Finished size (including mounting/matting) of single photographs should not exceed 11"x14". Exception: Panoramic photos must not exceed 24" in length.

3. All photographs must be printed on photographic paper and must be mounted and/or matted. Maximum thickness of finished project must not exceed 1/4" thick.
4. Mounted photos can be (a) flush-mounted [no board showing] on mounting board, or (b) with mount borders [window mat or flat mount directly on board]. Exhibitors may cut their own mounting boards, use ready-cut window mats or have matting done professionally. 4-H'ers are responsible for design decisions such as border, color and size. **Framed photographs (including floating frames) will not be judged.**
5. A series is a group of photographs [3 to 5] that are related or tell a step-by-step story. Photographs must be mounted together in story order or sequence. Finished size of individual photographs in a series should not exceed 6" x 8".
6. Edited photos should include a copy of the photo before edits.
7. Subject matter of photographs must be in good taste and be appropriate for public display in a 4-H setting.
8. Photographs depicting unsafe practices or illegal activities will not be displayed.
9. Iowa State Fair and County Fair 4-H photography exhibitors must use the Photo Exhibit Label to provide required information for photo exhibits.
10. Exhibitors entered in 4-H Photography are not eligible to exhibit in the FFA Photography show and vice-versa.

10340 Creative Photography

A photographic image that was creatively edited or modified beyond reality in a creative, imaginative, and experimental way to make it more interesting and visually engaging. Could be a composite of multiple photographs.

Creative Photography Special Rules:

1. Photograph/Image may be mounted/matted or submitted (uploaded) as a digital image.
2. If mounted, photograph/image must be mounted on foam core no smaller than 4" in length or larger than 14" in length.
3. Photograph/Image can be digitally created or from a film negative.
4. Exhibit must have Photo Exhibit Label on back with required information for photo exhibits. Exhibit write up should include additional information about the processes and decisions used to develop exhibit.
5. Subject matter must be in good taste and be appropriate for public display in a 4-H setting, photographs depicting unsafe practices or illegal activities will not be displayed.

10345 Photography Idea/Educational Display

An exhibit that demonstrates learning about photography that does not fit into any previous photography class. This class may include educational displays about printing, processing, editing, marketing, branding, merchandising, etc., as it relates to photography.

10540 Digital Storytelling

Entries will be entered through Personal Development class (10540) - An exhibit that demonstrates the application of technology to produce a creative movie/film/video. Exhibits may include a finished movie or video, creation of a detailed storyboard, editing techniques using digital video software,

production techniques, or other display to share what was learned. Copyright permission must be obtained for any non-original material included as part of a film/movie/video.

10350 Visual Arts – Original Art

An exhibit that shows learning through creation of original art. Original art is a one of a kind, non-replicable design of your creation. By using one medium or a combination, an individual creates an authentic work of art that is not recognizable as another's work. You must explain the application of the most relevant design element(s) and art principle(s) featured in this exhibit. Describe your inspirations, reasons, feelings, and/or motives for creating this work of art.

10355 Visual Arts – Design, Process, or Technique Exploration

This class emphasizes process and provides the opportunity to explore a medium, practice a skill, or study and apply elements and principles of art and design. An explanation of the application of design elements or art principles used when making the exhibit **must be included**. This exhibit may be an object, portfolio, display, poster, or organized sketchbook. If a non-original design source is used, its origin (where the idea was found, any pictures, sketches, etc.) must be credited, acknowledged, or have copyright permission obtained. See visual arts special rule #5 and #6.

10360 Visual Arts – Other Visual Art Ideas/Topics

Exhibits might include the study and research about an individual artist, style, craft, business or marketing process, planning group tour, career options, etc.

Visual Arts Special Rules:

1. Items entered for exhibition must be ready for display in the home, gallery, or intended final display location: pictures framed, wall hangings and pictures ready to hang, etc. Make sure hangers are strong enough to support the item. Command Strips or other quick attach products are usually not adequate hangers. Items not ready for display will be dropped one ribbon placing.
2. Exhibits made from kits or preformed molds will not be accepted. Exception: Preformed molds (greenware, whiteware) may be used to provide the appropriate surface for a process technique or application of original design.
3. If the exhibit is a finished art object, the source or inspiration of the design, design sketches, or other process for creating the object and design must be included. For additional information see the Visual Arts and Design Elements & Art principles Exhibit Tip Sheets at <https://www.extension.iastate.edu/4h/exhibit-tip-sheets>.
4. If the exhibit is a finished art object information must be included explaining the application of design elements and art principles used in creation of the work.
5. Original works of art must be a creative expression of a design unique to the artist, or represent a significant modification to an existing design to make a new and original statement by the artist.
6. Exhibition of derivative works created by a 4-H'er is prohibited without the written permission of the original copyright holder/owner. Use of copyrighted or trademarked designs, images, logos, or materials in 4-H visual arts exhibits is prohibited unless written permission has been obtained from the copyright or

trademark holder/owner. For additional information, see 4-H Exhibit Copyright Information at <http://www.extension.iastate.edu/4h/projects/visualart.htm>

Class 821 Z, County Class—Any exhibit which is not the original design of the exhibitor. Exhibits could be articles made from kits or pre-formed molds, or when the exhibitor only changes color, size, or materials of a pre-existing pattern or picture (e.g. ribbon instead of fringe, blue floss instead of pink, gingham instead of calico, etc.). Kits are defined as any pre-packaged item where the materials and design are pre-determined by the manufacturer. Examples of pre-formed molds would be purchased greenware or whiteware. **Exhibits in this class are not eligible for State Fair consideration.**

FAMILY & CONSUMER SCIENCES

10410 Child Development

An exhibit that shows learning about children. Exhibits that include items intended for use with children (books, toys, learning games, babysitting kits, etc.) should include information about what you have learned 1) about children while creating and using the exhibit or 2) what the child(ren) learned from use of the item(s) in the exhibit. Exhibit examples include careers in child development, caring for children with special needs, childcare, growth and development, safety and health, etc.

10420 Clothing and – Constructed/Sewn Garments & Accessories- A constructed garment or accessory (sewn, knitted, crocheted, or other process) that shows learning about style, fashion, design, thrifty spending, wardrobe planning, types of fabrics, and/or clothing care. Exhibits must be intended to be worn by humans.

10422 Clothing and Fashion – Purchased Garments & Accessories – Purchased garments or accessories that shows learning about style, fashion, design, thrifty spending, wardrobe planning, types of fabrics, and/or clothing care. Exhibits must be intended to be worn by humans.

10424 Clothing and Fashion – Other Ideas/Educational Exhibits – Any other educational exhibit that shows learning about clothing and fashion including but not limited to design illustrations, exploration of clothing styles, careers, clothing care, etc.

Clothing and Fashion Special Rule:

1. *Outfits or accessories which will be worn during the Awardrobe Clothing Event may not be entered as a 4-H Iowa State Fair exhibit.*
2. *Exhibits in classes 10420 and 10422 must include information about application of design elements and art principles. Exhibits in class 10424 should include information about application of design elements and art principles if appropriate for the exhibit.*

10430 Consumer Management

An exhibit that shows learning through savvy budgeting, comparison shopping, money management, or consumer rights and responsibilities.

10440 Food & Nutrition

Prepared Product - An exhibit of a prepared food product that shows skills or learning about cooking, baking, eating and choosing healthy foods, safety practices, or food preservation through the making of a prepared food product. See *Food & Nutrition Special Rules* below and HS 76 "Foods for Iowa 4-H Fairs – Quick Reference Guide" at

<https://store.extension.iastate.edu/product/6434> for additional information regarding prepared and preserved food products.

Display boxes are not allowed for prepared products at the Iowa State Fair.

10442 Food & Nutrition

Preserved Product - An exhibit of a preserved food product that shows skills or learning about food preservation through the making of a preserved food product. Processed honey may be exhibited in this class. See *Food & Nutrition Special Rules* below and HS 76 "Foods for Iowa 4-H Fairs – Quick Reference Guide" at

<https://store.extension.iastate.edu/product/6434> for additional information regarding preserved food products.

10445 Food & Nutrition – Educational Display - An educational exhibit (poster, report, display) that shows skills or learning about cooking, baking, eating and choosing healthy foods, meal planning/preparation & service, safety practices, or food preservation. See *Food & Nutrition Special Rules* below and HS 76 "Foods for Iowa 4-H Fairs – Quick Reference Guide" for additional information regarding prepared and preserved food products. Exhibits showing learning about meal planning & service must include a menu.

Food & Nutrition Special Rules

1. Any exhibit considered to be a food safety risk or portray a food safety risk will not be accepted, judged or displayed.
2. All food products/exhibits should be appropriate for human consumption.
3. Food product exhibits must be prepared, baked or cooked using only food grade utensils and containers.
4. Products that require refrigeration will not be accepted, judged or displayed.
5. Meat jerky products are prohibited.
6. The recipe must be included for any prepared or preserved food exhibit; credit the source of the recipe.
7. Preserved foods must include the Food Preservation Exhibit Label. Only food preserved after August 1, of previous year is acceptable. Current USDA and/or Iowa State University guidelines for home food preservation must be used. Processed honey must include the Honey Exhibit Label.
8. Preserved food exhibits **must** include two product samples. One will be opened for evaluation and discarded; the second will be placed on display and returned to the exhibitor. All perishable food products will be discarded when removed from display.
9. Prepared foods should be placed on a firm disposable plate or flat cardboard. Place food product exhibit in a reclosable plastic bag with entry tag fastened outside the bag. Recommended number of items to include with the exhibit: Cookies, cupcakes, bars, muffins, rolls, etc. – four (4) to six (6) items. Cakes, loafs, pies, etc. – one (1) whole product.
10. The use of alcoholic beverages in the preparation or production of 4-H food exhibits is NOT permitted.

10450 Health

An exhibit that shows learning through food choices, physical activity, safe activities, skills such as first aid and CPR, careers, and/or healthy lifestyle choices.

10460 Home Improvement

An exhibit that shows learning in planning, improving and caring for your home living space, including extended personal living areas immediately adjacent to the home. Exhibits may include new or refinished/reclaimed/restored items. Exhibits showing learning about home design, furniture, home accessories, and fabrics must include information about how design elements and art principles were applied.

Home Improvement Special Rule –

1. Items entered must be ready for display in the home: pictures framed, wall hangings and pictures ready to hang, etc. Make sure hangers are strong enough to support the item. Command Strips or other quick attach products are usually not adequate hangers. Items not ready for display will be dropped one ribbon placing.
2. Exhibit write-up/information must include source of inspiration and/or references indicating where the idea or information was obtained, giving credit to original author(s)/designer(s)/artist(s).

10470 Sewing and Needle Arts- Constructed Items

A constructed item (sewn, knitted, crocheted, or other process) that shows learning and skill in sewing, knitting, crocheting, or other needle arts. May include the construction of household items such as pillowcases, curtains, table runners, quilts, wall hangings, etc. Exhibits in this class are not intended to be worn by humans.

10472 Sewing and Needle Arts – Other Ideas/Educational Exhibits

– Any other educational exhibit that shows learning about sewing and needle arts including construction techniques, use and care of fabrics and fibers, design illustrations, decorative processes, careers, etc.
Note: Exhibits in classes 10470 and 10472 should include information about application of design elements and art principles if appropriate for the exhibit.

10480 Other Family and Consumer Science

An exhibit that demonstrates learning about a family and consumer science topic that does not fit any other Family & Consumer Science class listed.

Special Exhibition - Thrifty Meal Challenge

10490 - Thrifty Meal Challenge – Create a balanced, nutritious meal for family of four (4) that includes a serving from each of the five food groups with a budget of \$11.

Special Rules:

1. Each county may enter one (1) exhibit in this class.
2. All entries will receive an evaluation and ribbon.
3. Exhibit may be from an individual or group effort.
4. *The meal must include a serving for each person from each of the five (5) food groups. Recommended portion sizes per person: ½ cup fruit, ½ cup vegetable, 3 ounces protein, 1-2 ounces grain, 1 cup equivalent dairy.*
5. *The meal must serve four (4) people.*
6. *Total expense on receipt(s) must not exceed \$11.*
7. *The exhibit will be a poster (maximum size 20" x 30") that includes:*

- a. Menu
- b. Meal type
- c. Copy of receipts (up to 2)
- d. Photos of participant experience
- e. Thrifty Meal Challenge Worksheet (required)

For more information about this special challenge, please go to <https://www.extension.iastate.edu/4h/meal-challenge>.

900 Food & Nutrition Challenge

Join Allamakee County 4-H and see if you can create the best tasting muffins!

Things to Know

- Open to all Allamakee County 4-H'ers who have completed grades 4th through 12th
- Muffins will be judged at the Allamakee County Conference Judging event on Tuesday, July 18, 2023.
 - This judging will take place following regular conference judging times. Please have all muffins there by 1:30 PM.
- Youth must register for this challenge class through Fair Entry by July 1st.
- Special County Challenge Classes:
 - 10446A: Junior Chocolate Chip Oatmeal Muffins
 - 10447A: Intermediate Chocolate Chip Oatmeal Muffins
 - 10448A: Senior Chocolate Chip Oatmeal Muffins
- All other Food & Nutrition special rules should be followed.
- Include four to six muffins on a disposable plate for judging.
- Must complete the special write-up for this project.
 - Also, please include photographs of you making the recipe.
- Participants must follow the Chocolate Chip Oatmeal muffin recipe provided. Youth are not allowed to make substitutions and/or additions to the recipe provided.
- A top entry will be selected in each division; junior, intermediate, and senior for a special prize.
- Special County Challenge class is a county-level contest and entries are not eligible to advance to the Iowa State Fair.

Recipe is available here

<https://spendsmart.extension.iastate.edu/recipe/chocolate-chip-oatmeal-muffins/>.

PERSONAL DEVELOPMENT

10510 Citizenship & Civic Engagement

An exhibit that shows learning about or contributing to your community, your country or your world.

10520 Communication

An exhibit that shows learning about written, oral, and visual communication skills. Includes learning from participation in Theatre Arts projects or programs such as puppets, stage design, etc. May include original creative writing, poetry, fiction and non-fiction, etc.

4-H POSTER COMMUNICATION

Class, 10530 4-H Poster Communication

Special poster exhibit to visually tell a story or idea about 4-H to the general public. Exhibitors must use one of the themes:

2023 Poster Communication Themes

- 4-H is... (open to 4-H'er's interpretation)
- Join 4-H

- Opportunity4All... (2022 National 4-H Week theme)
- Spy Your Potential (2023 Iowa 4-H Youth Conference theme)
- Best Days Ever (in 4-H) *(variation of Iowa State Fair theme)

4-H Poster Communication Rules

1. Only one poster per 4-H member may be entered.
2. All posters must be designed on, or affixed to, standard poster board or foam core board—size minimum of 14" x 20" or maximum of 15" x 22".
3. Posters may be vertical or horizontal. Posters may be any medium: watercolor, ink, crayon, acrylic, charcoal, oils, collage, etc.
4. Posters **cannot** be 3-dimensional. Materials used to make the poster may **not** extend more than 1/8 inch above the poster or foam core board.
5. Each poster **must** have the completed Poster Exhibit Entry Form attached to the back.
6. Posters **cannot** use copyrighted material or exact copies of other promotional designs, such as the Iowa 4-H Youth Conference theme logo.
7. 4-H members may include the 4-H clover in the poster.

10540 Digital Storytelling

An exhibit that demonstrates the application of technology to produce a creative movie/film/video. Exhibits may include a finished movie or video, creation of a detailed storyboard, editing techniques using digital video software, production techniques, or other display to share what was learned. Copyright permission must be obtained for any non-original material included as part of a film/movie/video.

10550 Leadership

An exhibit that shows learning about leadership skills and influencing others in a positive way.

10560 Self-Determined

An exhibit that shows learning as part of your 4-H adventure and does not fit any other class.

SCIENCE, ENGINEERING & TECHNOLOGY

10610 Mechanics

An exhibit that shows skills or learning about general mechanics or engineering solutions or that involve a combination of skills.

10612 Automotive

Repaired or restored vehicle, (State Fair ONLY Note: vehicles will be on display at the Iowa State Fair one day only, tentatively Thursday, August 10.)

10613 Automotive: Educational Display

An exhibit that shows learning about an automotive idea including automotive maintenance, auto operations, auto safety, or automotive systems.

10614 Electric

Constructed or repaired article or educational display that shows skills or learning about electric wiring, appliances, lighting, electrical energy sources, safety, etc.

10615 Small Engine

Repaired or restored operating engine or educational display or other type exhibit that shows skills or learning about small

engines. This class includes repaired or restored lawn tractors, small motorcycles, go-karts, etc.

10616 Tractor

Repaired or restored tractor. (State Fair ONLY Note: A conference judging opportunity for exhibitors of repaired or restored tractors in Class 10616 will be offered during exhibit check-in. Conference judging may not be available during all check-in times. Tractors will be displayed outside throughout the Iowa State Fair. Release time Sunday, August 20 after 7 p.m.)

10617 Tractor: Educational Display

An exhibit that shows learning related to tractors, tractor mechanics, tractor operations, or tractor safety.

10618 Welding

Constructed item or educational display that shows skills or learning about welding.

10620 Woodworking

An exhibit that shows learning about wood, woodworking techniques, and safe uses of woodworking tools and machines. Exhibits may include newly constructed or refinished/reclaimed/restored wood items.

10630 Science, Engineering & Technology

An exhibit that shows learning about or helps explain how science, and technology help us interact with the world. Topics include aerospace, biological and chemical sciences, computers and networking, earth and climate, geospatial mapping (GPS/GIS), or any other application of science, engineering, or technology.

10632 Aerospace

Educational display or other exhibit (including flyable models) showing learning about an aerospace idea or topic.

10634 Robotics

Educational display or other exhibit (including working robots) that shows learning about robotics and robotic systems.

Science, Engineering & Technology Special Rule:

Exhibitors entered in the 4-H Science, Engineering & Technology classes are not eligible to exhibit in similar FFA Ag Mechanics classes and vice-versa.

GENERAL RULES FOR LIVESTOCK EXHIBITS

Livestock 4honline Identification is due on or before May 15 to <https://v2.4honline.com> or the forms are due to the Extension Office.

Stall, Pen and Exhibitor fees are due to the Allamakee County Extension Office on or before June 15. Livestock Entries must be made in Fair Entry on or before June 15.

Exhibitors must meet club guidelines and have an Application to Participate on file by June 15 to exhibit at the Allamakee County Fair.

A 4-H project is a year-long activity to build knowledge of the project subject material. Projects are selected at enrollment time. A 4-H'er may or may not bring an exhibit from their project to the Allamakee County Fair.

ENTRY

- Exhibitors must be members of an Allamakee County 4-H Club prior to May 1 or members of one of Allamakee County's FFA Chapters. FFA projects must have been started or carried during the past school year.
 - A student's membership may start in the 7th grade, if the school district associated with the FFA chapter offers courses to student in that grade level. Membership is valid through November 30, following the fourth National FFA Convention after graduation from high school.
- All 4-H & FFA Exhibitors must be YQCA certified in order to show at the Allamakee County Fair the following species: Beef, Dairy Cattle, Dairy Goats, Meat Goats, Swine, Sheep, Poultry, Rabbit.
- A 4-H/FFA exhibitor may not show the same animal at more than one county fair. Exhibitors are required to show their own livestock at the county fair and at the Livestock Auction. The only exception to this rule will be if the exhibitor has more than one animal in a class, then the exhibitor must get another Allamakee County 4-H/FFA member to help show. If the exhibitor is not there, the livestock will not be shown or sold at the auction.
 - Alternate showman may be granted to a youth per doctor recommendation with review by Youth Development Committee.
 - Sudden illness, injury or extenuating circumstances will be reviewed on a case by case basis by the Youth Development Committee.
- The identification of all youth livestock projects exhibited must correspond with the information listed on the Livestock 4honline2.0 Identification Form due to the Extension Office by May 15. Failure to do so will result in disqualification. To exhibit an animal a member must have ownership or file a Share-A-Project form by May 15. Share-A-Project rules and forms are in the Appendix.
- Stall rent, pen fees, exhibitor fees are due to the Extension Office by June 15. Animal entries are due in Fair Entry by June 15. Information on your entry form must correlate to the information on your 4honline2.0 animal identification form. Evidence of tag tampering will result in disqualification.
- There will be no refunds of entry fees. If late, premiums will be withheld. Late entries are not guaranteed to be stalled with club. Stall fees are listed in Fair Entry.
- Exhibitors may substitute animals, due to health-related conditions, provided the substituted animal is weighed-in and/or listed on their 4honline2.0 animal ID online.
- All exhibitors of market animals who wish to sell at the livestock auction must inform the 4-H office by Friday at 5:00 p.m. which animal will be sold. Market Swine needs to be designated to the staff after they show at the fair, by 5:00 p.m. on Thursday. The sale of animals on the fairgrounds is prohibited with the exception of the animals being sold at the livestock auction.
- All livestock, except horses, milk cows, and lactating goats must be entered on Wednesday. Livestock may be brought to the fairgrounds on Wednesday after 10:00 a.m. We will officially start weighing Beef, Swine, Sheep, and Meat Goats at 5:00 p.m. and must be completed by 8:00 p.m. Check specific check-in times for your area.
- Lactating dairy cows and goats must be checked in by 9:00 p.m., Friday, and will be allowed to leave after the Dairy Show on Saturday. Lactating cows and goats will be required to have Health papers upon check-in. Any animal arriving for the day of the show will be sent home.
- Market animals not to be sold and all other livestock exhibits will be released at 3:00 p.m. on Sunday. Early release of exhibits will only be authorized by the Fairboard and Extension staff. Exhibitors leaving the grounds early will forfeit all awards and premiums.
- Minimum weights have been established. Beef - 1000#; Swine - 230#; Sheep - 95#; Meat Goats – 40#. Animals not meeting minimum weight will not qualify for blue ribbons and are not eligible for the Auction.
 - Beef: A minimum weight of 950# has been established for smaller dairy breeds.
- Minimum weight animals on the night of weigh-in will have the following options:

OPTION A – If you weigh-in and your animal is underweight, you can take your animal home.

OPTION B – If you weigh-in and your animal is underweight, you may exhibit your animal at the fair with the following conditions; you will not receive a blue ribbon, and you will not be allowed to sell your animal.
- All livestock will abide by the following guidelines. Penalty for late paperwork is as follows:
 - Miss the animal ID deadline (May 15) or the Fair Entry deadline (June 15) = exhibitor will not be allowed to sell his/her animal at the livestock auction or receive payment from the dairy auction.
 - Paperwork that is submitted 1-15 days after the animal ID or Fair Entry deadline, will be allowed to show, without premiums.
 - If animal ID paperwork is submitted after May 31 OR Fair Entry forms are submitted after July 1 = Not allowed to exhibit at the fair this year. NO EXCEPTIONS!

- All late entries will be reviewed by the Youth Development Committee.

15. Species superintendents and Extension staff reserve the right to change classes depending on the number of exhibits entered the day of the show. If this occurs, species superintendents and Extension staff's announcements will take precedence over show program.

PROTESTS

16. Any and all participants in any and all events covered by this Fairbook, hereby expressly acknowledge in a knowing and informed manner that no right to pursue an action as a contested case pursuant to Iowa Code chapter 17A exists concerning any decision or action on any protest, discipline or complaint taken by the Allamakee County Extension Staff arising in any way from participation in any and all events covered by this Fairbook. Any and all participants in any and all events covered by this Fairbook hereby acknowledge and expressly agree that the procedures and remedies set out in this Fairbook shall be the exclusive procedures and remedies available to any and all participants concerning any decision or action taken by the Fair on any protest, discipline or complaint in any and all events covered by this Fairbook.
17. Any and all participants in any and all events covered by this Fairbook shall have 24 hours from the conclusion of the show involving the class in question to file any protests, challenges of disciplinary action or complaints brought under the provisions of this Fairbook, which involve any issue other than the results of drug testing.
18. The Allamakee County Fair will not consider any protests, challenges of disciplinary action or complaints based upon the statement that a judge or judges are incompetent.
19. Any and all protests, challenges of disciplinary action or complaints filed pursuant to this paragraph shall be in writing and shall be filed with any Allamakee County Extension staff member within the above-referenced time period(s).
20. Any and all protests, challenges of disciplinary action or complaints filed pursuant to this paragraph, shall be accompanied by a \$50.00 cash deposit which must be filed with any Allamakee County Extension Staff member contemporaneously with any and all protests, challenges of disciplinary action or complaints. In the event that a challenge is validated, the complainant will have their deposit refunded to them. In the event that the protest is not validated the deposit will be forfeited and become property of the Allamakee County Extension.
21. The **Rules and Ethics Committee** of the Allamakee County Fair shall consider any protests, challenges of disciplinary action or complaints.
 - a. The following will be present when the protest is discussed: Species Superintendent, Fairboard member, Youth Development Committee member, Extension Staff, Accuser with parent if a minor, and Accused with parent if a minor.
 - b. A time and location will be set for all parties to be present to discuss the protest. **All parties** must be present within 10 minutes of the set time or the protest will be decided without representation from that party.

All decisions will be FINAL.

ETHICS & SPORTSMANSHIP

22. Placing will be made on a Blue - Red - White basis. The judge will make the placing according to the merit of the individual animal or exhibit, at the judge's discretion.
23. ALL EXHIBITORS MUST CARE FOR, FIT AND SHOW THEIR OWN ANIMAL unless excused by species superintendents and Extension staff. Only 4-H OR FFA MEMBERS will be allowed in the show ring. Assistance should come from family members, other ALLAMAKEE 4-H or FFA members, 4-H leaders or FFA advisors. Assistance should be aimed at helping 4-H and FFA members to further develop skills or learn new skills. NO PROFESSIONAL FITTERS ALLOWED. If violation is discovered; disqualification and forfeit of awards and premiums will result.
24. Should fraud or deception, and proof, as determined by the species superintendents and Extension staff be discovered after the animal or animals have been shown and prior to the sale, such animal shall not be permitted to sell. If the Grand Champion is disqualified, at the discretion of the species superintendents and Extension staff, the Reserve Champion will become the Grand Champion. No other animals will be advanced.
25. Should violation be discovered after the sale, all sale money shall be returned to the buyer and the animal, carcass or carcass value shall be returned to the exhibitor. All placings in the show will stand. No animals will be advanced. This code of ethics shall govern all shows/events at the Allamakee County Fair. Violations of these rules are subject to penalties determined by the Fairboard. These penalties may include disqualification, forfeiture of awards and banishment.
26. 4-H members AND families must abide by rules and the 4-H Member Code of Ethics (Appendix) and accept disciplinary action deemed appropriate by the species superintendents and Extension staff.

HERDSMANSHIP

27. Pens and alleys must be kept clean at all times. Failure to keep barn areas clean will forfeit premiums.
28. All Livestock Exhibitors must shovel all bedding to the center aisle of the barn, six feet from the front of the stall, so that it can be more easily cleaned up by the Fairboard. Swine and sheep/goat bedding must be shoveled to the center aisle. Failure to do so, will result in an \$100 per exhibitor fee, which must be paid before receiving your auction proceeds. Should you not participate in the auction; the fee must be paid before allowed to enter livestock in future fairs. The fee is payable to the Fairboard.

SHOWMANSHIP

29. All Livestock exhibitors will be eligible for showmanship. 4-H Members must have livestock in that Department to enter showmanship competition. We strongly encourage all members to show in showmanship when eligible (Grade just completed). Showmanship classes are divided by age division: Junior (4-6 grade), Intermediate (7-9 grade), and Senior (10-12 grade & open to FFA members refer to rule 1. a.). Exhibitor may only win each division once, upon winning a division exhibitors **may** move up to next age division or can

compete in their perspective age group but are ineligible to win and can only receive up to Honorable Mention. Once they reach the senior level, they may compete competitively in the Senior age division indefinitely. Exhibitors must use their own animal in showmanship classes. (Effective 2017)

- a. The exception to the advancing rule is exhibitors exhibiting in the Dog or Horse project. Those species must participate in their 4-H age division.
30. The 4-H and Youth Development Committee strongly encourages members to wear 4-H shirts and black, white, or blue jeans. Steel-toed boots are also strongly recommended. Hats are not allowed in the show ring.

SAFETY

31. Curfew – No exhibitors will be allowed on the Fairgrounds between the hours of 1:00 a.m. and 5:00 a.m. without a parent and permission from the Fairboard.
32. The Fairboard, 4-H leaders, Youth Development Committee members, County 4-H Council, or the Extension personnel will not be responsible for damages or loss of exhibits.
33. In the interest of safety and water pressure, no power washers will be allowed on the Fairgrounds.
34. No vehicles or livestock trailers will be allowed to park on the Fair Grounds (from the west wide of the Sweeney Building to Allamakee Street). Vehicle and trailer parking is available on the East end of the Fair Grounds. Trucks and/or trailers may be on the grounds in the mornings strictly for unloading purpose, all vehicles must be off grounds by 8:00 a.m. each morning. Vehicles left on the grounds may be towed at the owner expense.
35. The Allamakee County Fairboard prohibits any personal water hoses ran to stalls, cages, pens, etc. If the Fairboard finds any, they reserve the right to remove them.

HEALTH

36. Any animal showing evidence of contagious diseases will be unable to be shown. Disqualified animals must be removed from the barn and Fairgrounds immediately. Any animal found to have external parasites, will be disqualified and exhibitor must remove it from the premises immediately.
- a. Health related decisions will be addressed by the Fair Veterinarian.
37. Exhibitors are expected to care for their animals in an acceptable manner including animal cleanliness. Any abusive care including slapping or excessive modification of animal will be grounds for disqualification at the discretion of show officials.
38. In consideration of permission to participate in Allamakee County Fair events the participants on behalf of himself/herself, heirs, next of kin, spouses and assignees do hereby release, discharge and covenant not to sue the Allamakee County Agriculture Society or the Allamakee County Extension Service, sponsors, their officers, agents and employees from any and all claims and liability arising out of occurrences which cause injury, death, damage or property damage.

DAIRY AUCTION

1. The Dairy Auction will be held after the dairy show on Saturday in the Show Barn.
2. Eight quarts of milk representing milk from the Supreme Dairy Champion will be auctioned. The total money raised will be divided in this way:
 - 9% to the exhibitor of the Supreme Dairy Champion.
 - 4% to the exhibitor of the Reserve Supreme Champion (unless that exhibitor also owns the Supreme Champion in which case the money will go to the next exhibitor in the line-up).
 - 2% will go to fairground improvements.
 - 80% will be divided equally among all 4-H and FFA dairy cattle exhibitors.
 - 5% will go to the Dairy Education Fund.
3. Dairy Exhibitors participating in the Dairy Auction must have a current YQCA certification. YQCA=Youth for the Quality Care of Animals

LIVESTOCK AUCTION

1. The Livestock Auction of market livestock will be held on Sunday at 5:00 p.m. in the Show Barn.
 - a. Please stay with your animal until it has been loaded out after the livestock auction.
 - b. All Livestock Exhibitors must shovel all bedding to the center aisle of the barn, six feet from the front of the stall, so that it can be more easily cleaned up by the Fairboard. Swine and sheep/goat bedding must be shoveled to the center aisle. Failure to do so, will result in an \$100 per exhibitor fee, which must be paid before receiving your auction proceeds. Should you not participate in the auction; the fee must be paid before allowed to enter livestock in future fairs. The fee is payable to the Fairboard.
2. Parade of Champions (Open to Expressions Day/Conference Judging State Fair & Alternate State Fair Exhibitors, Grand & Reserve Champions per species) Exhibitors may participate with their ribbon and/or project. This will be done prior to the Livestock Auction on Sunday.
 - a. If you were chosen to attend the Iowa State Fair during Expressions Day or with your exhibit during Conference Judging, you may participate.
 - b. The following is a list of Livestock eligible for the Parade of Champions
 - Swine** - Grand Champion Breeding Gilt, Reserve Champion Breeding Gilt, Grand Champion Market Swine, Reserve Champion Market Swine
 - Sheep** - Grand Champion Breeding Sheep, Reserve Champion Breeding Sheep, Grand Champion Market Individual, Reserve Champion Market Individual
 - Meat Goat** - Grand Champion Breeding Goat, Reserve Champion Breeding Goat, Grand Champion Market Meat Goat, Reserve Champion Market Meat Goat, Grand Champion Market Dairy Goat, Reserve Champion Market Dairy Goat
 - Beef** - Grand Champion Breeding Beef, Reserve Champion Breeding Beef, Grand Champion Market Beef, Reserve Champion Market Beef

Rabbit – Grand Champion Meat Rabbit Individual, Reserve Champion Meat Rabbit Individual, Grand Champion Large Breeding Rabbit, Reserve Champion Large Breeding Rabbit, Grand Champion Small Breeding Rabbit, Reserve Champion Small Breeding Rabbit

Poultry – Grand Champion Market Poultry, Reserve Champion Market Poultry, Grand Champion Production Poultry, Reserve Champion Production Poultry, Grand Champion Exhibition Poultry, Reserve Champion Exhibition Poultry.

Dairy - Supreme Dairy Champion, Reserve Supreme Dairy Champion
Supreme Junior Dairy Champion, Reserve Supreme Junior Dairy Champion

Dog (team meaning exhibitor and dog) - Top Agility Team, Top Obedience Team, Top Overall Team

Dairy Goat - Grand Champion Dairy Goat, Reserve Champion Dairy Goat

Horse - Grand Champion Pony, Reserve Champion Pony, Grand Champion Horse, Reserve Champion Horse

3. All market livestock sold at the auction are ineligible to compete in 4-H classes at any succeeding fair or show.
4. Animals must be consigned for the auction by 5:00 p.m. on Friday. When entries are consigned a number will be drawn by the exhibitor to determine the sale order. The sale order for beef is Grand Mkt Beef, Res Grand Mkt Beef, ROG champ, Champ Dairy Bf, Ch. Mkt Hfr, Ch. Hvy, Mid, Ltwt. Sale order for all other species: Gr. Ch. Pen, Res. Gr. Ch. Pen, ROG Ch., Gr. Ch. Ind, Res, Gr. Ch. Ind, Wt class champs (hvy, mid, lt). All other Res. Champions and entries will be sold according to their lot number.
5. Exhibitors are limited to selling one lot per department in the 4-H/FFA Livestock Auction.
6. Exhibitors must be present at the auction in order to sell their livestock. No substitutions will be allowed, unless pre-approved by the Youth Development Committee. The Youth Development Committee may grant an exception for: 1) non-scheduled state associated school event, 2) 4-H and FFA members continuing their projects such as National Livestock shows or 3) a medical emergency. Substitutions without approval from the Youth Development Committee will result in No Sale.
7. A check-off fee will be assessed for each beef, each hog, and each sheep sold through the auction. This fee will be taken from exhibitor checks. Check off fees are determined per commodity at time of consigning livestock for the auction.
8. All livestock will have appropriate paperwork and health papers filled out at the time of consignment. Livestock without papers will not be sold.
9. All exhibitors consigning livestock must have a current YQCA certification. YQCA=Youth for the Quality Care of Animals.

10. A completed "Application to Participate" must be on file on/or before June 15 at the Extension Office.
11. Animals that make minimum weight on entry day will be eligible for the auction (Beef=1,000#; Sheep=95#; Meat Goat=40#; Swine=230#). Sale animals will be weighed just prior to entering the sale ring to determine sale weight. All exhibitors must be on hand at that time to present the animal for weighing.
12. A county bank will clerk the Livestock Auction. Checks will be available for pick up at the Extension Office, please read your 4-H newsletter for more information.
13. A sales commission of 2.5% will be charged on all livestock sold at the 4-H/FFA Livestock Auction. Part (1.5%) will go into the extension youth fund to provide money for youth activities. Part (1%) will go directly toward fair improvements in those project areas.

SWINE – DEPARTMENT 171

CLASS A - MARKET SWINE

Lot 001 – Crossbred Market Barrow

Lot 002 – Crossbred Market Gilt

Lot 003 – Purebred Market Hog

CLASS B – DERBY SWINE

Lot 1 – Derby Barrow

Lot 2 – Derby Gilt

CLASS C – BREEDING SWINE

Lot 001 – Commercial Breeding Gilt

Lot 002 – Purebred Breeding Gilt

1. Pigs must be purchased or farrowed by the exhibitor. All pigs (market & breeding) must be farrowed after December 1.
2. Each individual exhibitor may identify up to twelve pigs. The county fund will provide up to six ear tags per exhibitor. The cost of the remaining tags (7-12) will be paid by the exhibitor.
3. A total of four pigs may be shown by an exhibitor. Hogs will be weighed on Entry Day between 5:00 p.m. and 8:00 p.m. Exhibitors must select their market hogs, derby hogs and breeding prior to entering the scale.
 - a. Market swine division focuses on the growth capacity, soundness, structure and muscle shape of the swine for food purposes. Market hogs can not be shown as Derby hogs.
 - b. Derby swine division focuses on the performance and carcass merit of market swine. A beginning weight is taken at weigh-in, ending weight is taken on entry night a formula is used to determine ROG. Derby hogs can not be shown as market hogs. Only one Derby gilt and one Derby barrow may be shown per exhibitor.
 - c. Gilts can be identified as breeding and market at tagging time at the March/April weigh in. But can not be shown as both at the fair. You must declare in Fair Entry on June 15 Entry.
4. Purebred animals must submit a copy (upload) registration papers to FairEntry by the June 15 animal Entry deadline.

5. Minimum weight is 230 lbs. for market hogs or derby pigs. To be eligible for the livestock auction. Hogs under minimum weight will not qualify for blue ribbons.
6. Hair length- should not be shorter than 1/2 inch.
7. Classes in the department will be split by the superintendents' using weights obtained at the fair weigh-in. Group sizes may be split to accommodate ring size.
 - a. All purebred classes must have a minimum of 3 entries OR they will be shown in the all other breed classes (AOB).
 - b. Berkshire● Chester White● Duroc● Hampshire● Landrace● Poland China● Spotted● Yorkshire● Purebreds, Other Breeds (if needed)
8. This is a NON-TERMINAL SHOW. That means youth will be allowed to take pigs home and not run them through the auction. This decision needs to be designated to the staff after they show at the fair, by 5:00 p.m. on Thursday.
9. Exhibitors are limited to selling one market swine at the livestock auction. All swine sold at the auction must meet all withdrawal regulations for feed additives, medication, etc. A \$1.00 per head fee will be collected when the animals are consigned to the auction.
10. All pigs (market & breeding) must have been identified by the official ear tag system during the identification procedure in March/April to be eligible for exhibition at the Allamakee County Fair. 4-H & FFA members must have ear tag photo(s), and completed swine verification form in 4honline2.0 by May 15. 4-H exhibitors must also complete the 4honline2.0 ID form. All Hogs will receive a flex/EID tag issued by IDALS (Iowa Department of Agriculture and Land Stewardship).
11. Only pigs weighed at the 4-H/FFA Allamakee County weigh-in will be eligible for the derby class. There will be a derby barrow division and a derby gilt division. Rate of gain information will be displayed for the judge to use in the live derby competition. Rate of gain will be used at the judge's discretion. Derby hogs must meet the minimum weight of 230 lbs. to be eligible for a blue ribbon.
12. The Rate of Gain awards will be given to the top five exhibitors who weighed pigs at the 4-H/FFA Spring weigh-in. An exhibitor's single top rate-of-gain hog will be entered regardless if it is a derby individual or market individual.
13. Exhibitors; Animal entry are due to Fair Entry by June 15 along with the fees to the Extension Office. Hogs will be penned in groups of a maximum of three hogs per pen. If pen space is limited an exhibitor requesting two pens for three hogs may be asked to combine animals to one pen.

Swine Show Order:
 Commercial Breeding Gilt
 Purebred Breeding Gilt
 Grand Champion Breeding Gilt
 Derby Barrow (one class)
 Derby Gilt (one class)
 Crossbred Market Barrow
 Crossbred Market Gilt
 Purebred Market Hog

Grand Champion Market Hog
 Showmanship – Senior, Intermediate, Junior
 Rate of Gain
 (Purebred classes will be shown in alphabetical order)

SHEEP – DEPARTMENT 181

CLASS A - MARKET LAMBS

Lot 001 – Individual

Lot 002 –Pair

CLASS B - COMMERCIAL BREEDING SHEEP and

PUREBRED BREEDING SHEEP (for definitions of this class – see Appendix)

Lot 001 - Ewe Lamb

Lot 002 - Yearling Ewe

Lot 003 - Aged Ewe

Lot 004 - Buck Lamb

Lot 005 - Yearling Buck

Lot 006 – Breeding pair Lambs

Lot 007 – Breeding pair Yearlings

1. Entries are open to market lambs born after January 1. All lambs must be docked, dehorned and castrated by spring weigh in. Lambs should be sheared over the entire body by June 1 and must be sheared again by fair time.
2. All market sheep must be weighed at the weigh-in held in the spring. Rate of Gain contest for individual lambs will be held.
3. The Rate of Gain awards will be given to the top five exhibitors who weighed in at the spring weigh-in. Each exhibitor gets one entry in the contest-the market sheep with the best ROG.
4. Lambs will be weighed on Entry Day between 5:00 p.m. and 8:00 p.m. Exhibitors must select the individual market lambs at that time. Both animals from the pair may be shown as individuals. Sheep may be shown in the market class or breeding class but not in both. Exhibitors may show a combination of market and breeding animals but are limited to showing a total of 6 market and breeding sheep.
 - a. Both individuals from a pair may be shown as individuals.
5. Minimum weight of individual market lambs is 95 pounds by fair time. Lambs under minimum weight will not qualify for blue ribbons and cannot be sold at the Livestock Auction.
6. Exhibitors may sell one entry at the 4-H/FFA Livestock Auction. An entry may consist of one or two or three sheep.
7. All lambs must be exhibited in the respective classes and will be judged upon their own individual merits.
8. All reproductively intact sheep and goats must have an official scrapie program tag before being shown or sold. An Owner Statement must be completed before sheep are sold.
9. Exhibitors: Animal entries are due to Fair Entry by June 15 along with the fees to the Extension Office.
 - a. Any sheep being shown in Purebred Classes must upload a copy of registration papers to Fair Entry by June 15.
10. Show Classes and class weights will be split per Sheep Superintendents discretion after the Fair entry weigh-in.

11. All lambs must have four feet on the floor in the show ring at all times. Lifting feet off the ground or placing on any support or altered ring surface is not acceptable. Exhibitors will receive one warning if they are found lifting or slapping lambs. Second offenses will result in automatic exhibitor disqualification from the Sheep Show.

Sheep Show Order:

Market Lamb Individuals --Lightweight, Middleweight, Heavyweight
 Champion Market Lamb
 Market Lamb Pair -- Lightweight, Middleweight, Heavyweight
 Champion Market Pair
 Rate of Gain
 Breeding Sheep (according to class lots)
 Showmanship -- Senior, Intermediate, Junior

MEAT GOAT – DEPARTMENT 108

CLASS A – BREEDING DOE (for definitions of class - see Appendix)

- Lot 001 – Junior Doe (doe under 12 months of age)
- Lot 002 – Yearling Doe (doe from 12-24 months of age)
- Lot 003 – Senior Doe (doe over 24 months of age)

CLASS B – MEAT GOAT

- Lot 0001 – Meat Goat – a goat fed for meat purposes of a meat breed or crossbred of meat breed
- Lot 0002 – Market Dairy Goat- castrated male fed for meat purposes of a dairy breed or a crossbred of dairy breed.

1. Entries are open to any breed or crossbred wether (castrated male) and/or doe kid born after January 1 of current year.
 - a. All entries in each lot will show together regardless of breed or registry status.
2. The meat/dairy goat weigh-in will be held the same day as the market lamb weigh-in in May. The recommended weight for goats at that time is 35 lbs. Meat Goats will be weighed and tagged. Each exhibitor may weigh-in six animals. This total of 6 head can be made up of all dairy goats, all meat goats, or a combination of dairy and meat goats.
 - a. A maximum of 3 entries per exhibitor will be allowed.
3. The Rate of Gain awards will be given to the top five exhibitors who weighed in at the spring weigh-in. Each exhibitor gets one entry in the contest-the meat goat/market dairy goat with the best ROG.
 - a. ROG will be awarded to the top five Meat Goats and the top five Market Dairy Goats.
4. Market goats will be weighed at the fair on Entry Day between 5:00 p.m. and 8:00 p.m. Entries are limited to 4-H/FFA goats which have been listed on the 4honline2.0 Animal ID form which must be on file at the Extension Office on or before May 15. Each entry must weigh a minimum of 40 pounds and have all milk teeth in normal position at the time of fair weigh-in. Goats under minimum weight will not qualify for blue ribbons and cannot be sold at the livestock auction. Pygmy goats may not be entered.
 - a. A maximum of 3 entries per exhibitor will be allowed.
5. Grooming: Market animals will be presented for judging in a clean and show-shaved condition (shaving as per recommendations).
 - a. Meat Goats must be uniformly clipped with 3/8 inch length of hair or less above knee and hock to include the head, excluding the tail, recommended before arrival on the grounds. No painting, powdering and/or artificial coloring is allowed. Clipping of the tail is optional.
 - b. Dairy Goats clipping is optional. Any clipping is recommended before arrival on the grounds. No painting, powdering and/or artificial coloring is allowed.
6. Horns: Exhibitors will be required to have horns disbudded, dehorned or tipped blunt enough to not be a safety hazard on all market wethers (Meat Goats and Market Dairy Goats) before arrival on the Fairgrounds. Removal of horns on Fairgrounds in NOT permitted.
7. Goats must be free of any sign of disease and external parasites, or they will be disqualified.
8. Goats must be broke to lead. Exhibitors will be allowed to use halters, collars or collar with short lead in the show ring.
9. Bracing: No animal bracing is allowed. Goats' front legs must be on the ground during judging. Front feet must remain on the arena floor during Judge's evaluation. Exhibitors may lift feet off the ground for a period not to exceed 10 seconds when posing the goat.
10. No meat goat can be shown in the dairy goat category. No dairy goat can be shown in the meat goat category.
11. If there are less than 3 entries in a class, the superintendent may combine classes that are similar.
12. Show classes and class weights will be split into market meat goat and market dairy goat classes per Meat Goat Superintendents discretion after the Fair entry weigh-in.
13. Exhibitors may sell one entry at the 4-H/FFA Livestock Auction. Exhibitors selling animals at the auction must be YQCA certified. All sexually intact goats must be identified with an individual Scrapie Flock of Origin identification tag before being shown or sold. An Owner Statement must be completed before goats are sold.
14. Exhibitors: Animal entry are due to Fair Entry by June 15 along with the fees to the Extension Office.

Meat Goat Show Order:

Breeding Meat Goats
 Champion Breeding Meat Goat
 Market Meat Goat
 Champion Market Meat Goat
 Rate of Gain - Market Meat Goat
 Market Dairy Goat
 Champion Market Dairy Goat
 Rate of Gain – Market Dairy Goat
 Champion Goat Showman
 Lamb/Goat Lead

BEEF – DEPARTMENT 101

CLASS A - BREEDING BEEF

(for definitions of the lots – see Appendix)

- Lot 001 – Crossbred Junior Calf
- Lot 002 – Purebred Junior Calf
- Lot 003 – Crossbred Fall Heifer Calf

Lot 004 – Purebred Fall Heifer Calf
Lot 005 – Crossbred Yearling Heifer
Lot 006 – Purebred Yearling Heifer
Lot 007 – Crossbred Senior Heifer
Lot 008 – Purebred Senior Heifer
Lot 009 – Crossbred Beef Cow/Cow-Calf
Lot 0010 – Purebred Beef Cow/Cow-Calf

CLASS B - MARKET BEEF

Lot 001 – Crossbred Market Beef Steer
Lot 002 – Purebred Market Beef Steer
Lot 003 - Dairy Beef Steer
Lot 004 - Crossbred Market Beef Heifer
Lot 005 – Purebred Market Beef Heifer

Show order:

Breeding Beef classes

(will be shown by breed see Breeding Beef 1.b. for class list)

Junior Calf
Fall Heifer Calf
Yearling Heifer
Senior Heifer
Cow/Cow-calf
Grand Champion Breeding Animal
Allamakee County Cattlemen's Home Raised Breeding Beef

Market Beef Classes

(will be shown by breed see Market Beef 1.b. for class list)

Market Beef Heifers
Light Weight Steers
Middle Weight Steers
Heavy Weight Steers
Performance Class (See 2 a. Market Beef)
Grand Champion Market Beef
Dairy Beef
Grand Champion Dairy Beef
Allamakee County Cattlemen's Home Raised Market Beef

Bucket/Bottle Calf

Showmanship – Senior, Intermediate, Junior (Fit is Optional)
Rate of Gain

Horns: Exhibitors are required to have cattle dehorned.

BREEDING BEEF

1. An exhibitor may enter up to three head of beef heifers. Heifers may be purebred, grade or crossbred heifers. All beef heifers will be exhibited by age.
 - a. Purebred classes will show from youngest to oldest by animal birthdate. All Purebred classes must have a minimum of 3 entries OR they will be shown in the all other breed classes (AOB).
 - b. Breeding heifers will be divided into the following divisions:
CLASS
 - Angus • Charolais • Charolais Percentage • Chianina • Foundation Simmental • Gelbvieh • Hereford • High % Maine-Anjou • Lim-Flex • Limousin • Maine Angus • Maintainer • Miniature Hereford • Red Angus • Red Angus Foundation • Salers • Shorthorn • Shorthorn Plus • Simmental • All Other Breeds • Commercial
 - c. Purebred animals must submit a copy (upload) registration papers to FairEntry by the June 15 animal entry deadline.
 - d. Ownership and Identification must be made by May 15 in 4hOnline2.0 with breed approved identification.

2. Positive identification is required on all breeding beef. Examples; Ear tag, tattoo or EID tag.
3. Heifers entered for this project are not eligible to compete in market beef classes.
4. Beef Cow/Cow-Calf – With calf at side, the cow had been the exhibitor's project in a previous year as a 2 yr. old or younger. Any animal with calf at side will be shown in the cow lot regardless of birthdate. Each cow/calf lot counts as one entry.
5. Final Classes will be decided upon by beef superintendents after checking-in breeding beef on livestock entry night.
6. Breeding Beef must be checked in with superintendents on Entry Day, **IN THE SHOW BARN**, between 5:00 p.m.- 8:00 p.m. Final classes will be divided accordingly by the discretion of the Extension staff and Beef Superintendents after check-in.
7. A Grand Champion Breeding animal and Reserve Champion will be selected from the champion and Reserve of each breed shown in the Breeding Beef Show. Third, fourth and fifth overall will also be selected.

MARKET BEEF

1. Members may enter a total of three market beef calves that have been weighed and identified by February 1. Market animals are only allowed to exhibit at one county fair. An exhibitor is allowed to weigh in a total of 10 market animals each year.
 - a. Market purebred classes will show by weight. All Purebred classes must have a minimum of 3 entries OR they will be shown in the all other breed classes (AOB).
 - b. Market heifers will be divided into the following divisions:
CLASS
 - Angus • Charolais • Charolais Percentage • Chianina • Foundation Simmental • Gelbvieh • Hereford • High % Maine-Anjou • Lim-Flex • Limousin • Maine Angus • Maintainer • Miniature Hereford • Red Angus • Red Angus Foundation • Salers • Shorthorn • Shorthorn Plus • Simmental • All Other Breeds • Commercial
 - c. Purebred animals must submit a copy (upload) registration papers to FairEntry by the June 15 animal entry deadline.
 - d. Ownership and Identification must be made by February 1 in 4hOnline2.0 with breed approved identification.
2. Beef will be weighed at the Allamakee County Fair Grounds between 5:00 p.m. and 8:00 p.m., on Wednesday. All calves will be weighed when entered to figure Rate of Gain.
 - a. Top 10 Rate-of-Gain Market Beef will be recognized in the show program. The winners will participate in the Performance Class. The Champion Performance Beef will be evaluated based on their physical appearance.
3. A minimum weight of 1000 pounds has been established for market beef. Smaller dairy breeds a minimum weight of 950 pounds has been established. Animals under minimum weight will not qualify for blue ribbon placing and cannot be sold at the auction.
4. Beef classes will be divided by weight grouping within their breed. FAIR WEIGHT will be used to determine the class

division. Classes too large for the show ring will be divided at the discretion of the superintendents.

5. First and second place calves in each weight division will compete for Grand Champion and Reserve Grand Champion honors.
6. A Grand Champion Market animal and Reserve Champion will be selected from the champion and Reserve of each breed shown in the Market Beef Show. Third, fourth and fifth overall will also be selected.
7. An exhibitor may only sell one beef animal in the auction. All market animals sold at the auction must meet all withdrawal regulations for feed additives, medications, etc.
8. The beef superintendents reserve the right to eject exhibitors from the show ring because of "unruly" animals.
9. Exhibitors: Animal entry are due to Fair Entry by June 15 along with the fees to the Extension Office.

Allamakee County Cattlemen's Home Raised Beef
Rules & eligibility are available from the Allamakee County Cattlemen.

BUCKET/ BOTTLE CALF PROJECT **DEPARTMENT 103**

CLASS A 001 - 3rd Graders
CLASS A 002 - 4th- 6th Graders

1. The Bottle/ Bucket Calf project is an opportunity for youth in grades 3 through 6 to learn about caring for a young calf. Youth select a calf with an adult partner (parent, 4-H leader, neighbor, relative, etc.). The partners then work together to raise the calf, complete learning experiences that focus on calf housing, calf nutrition, and calf health. Since this project emphasizes what the youth learned through these experiences, success in this project is not based on the quality of the calf.

Project Guidelines:

2. Any Allamakee Clover Kid completing 3rd grade or Junior 4-H member may exhibit in this class.
3. Calf must be bucket or bottle fed, NO nursing.
4. Open to any newborn or orphan calf, steer, or heifer; dairy beef, or crossbred.
5. Calf must be born between April 1 and June 1 and purchased within 2 weeks of birth. Must be in possession of member by June 15.
6. Calves should be identified on the Livestock 4honline2.0 Identification form by May 15. If the calf is not born by May 15, list the animal on the 4honline2.0 identification form and call the Extension Office with identification information prior to June 15. An exhibitor fee of \$1.50 is due to the Extension Office and Animal entry is due to Fair Entry by June 15.
7. Up to 2 animals may be identified, but a limit of one calf exhibited.

8. County Fair: Calves will be shown at halter. The class will be divided according to age of the exhibitor. Judging will be based on:
 - What the member has learned about care and raising of the calf. An interview session will be held during the fair.
 - The grooming and cleanliness of the calf. Recommended to use soap, water, and brush/rag.
 - General health, management and condition of the calf and 4-H member's knowledge of this area.
 - Confirmation or quality of the calf is NOT to be considered.
 - A completed record sheet and report.
 - Judging will be done by the Allamakee County Fair Royalty and Allamakee County Beef Royalty.
 - Calves should not be clipped or fitted. See Fairbook General Livestock Rules for suggested showing attire.

RABBITS – DEPARTMENT 151

1. An exhibitor may show a maximum of 5 lots of rabbits. More than one entry per class will be allowed in the Commercial (Six Class) and Fancy (Four Class) Rabbit Classes.
 - a. Exhibitors are limited to selling one lot per department in the 4-H/FFA Livestock Auction. A lot may be made of: One market meat rabbit pen or a single meat rabbit.
2. Display cages will be provided and should be used. Exhibitors must provide bedding for animals and cages have to be kept clean at all times. Exhibitor is required to clean cages and barn before leaving at 3:00 p.m. on Sunday. Failure to clean cages and barn will forfeit premiums.
3. Rabbit breed and age must be listed on 4honline2.0 ID by May 15 and Fair Entry by June 15.
4. All crossbreed rabbits will be shown in the Meat Rabbit Classes. Only meat rabbits may be sold at the 4-H/FFA livestock auction.
5. All rabbits must be checked in between 4:00 p.m.-6:00 p.m. on Entry Day with the superintendent. Meat rabbits will be weighed, and their age checked and entered into the correct weight class by the superintendent. Any animal not making minimum weight in the age division on the 4honline2.0 ID form will be sent home. The sex of breeding rabbits will be checked. If the sex does not match the 4honline2.0 ID and entry form, the rabbit cannot be exhibited and will be sent home.
6. No animal showing symptoms of disease or illness of any kind will be admitted to the show.
7. All rabbits will be judged by the ARBA (American Rabbit Breeders Association) guidelines.
8. Animal 4honline2.0 ID forms are due by May 15 to the Extension Office. Animal entries are due to Fair Entry by June 15 along with the fees to the Extension Office.

Show Order:

Meat Rabbits:

Champion Meat Rabbit Pen

Grand Champion Meat Rabbit Individual

Breeding Rabbits:

Large Breeding Rabbits

Grand Champion Large Breeding Rabbit

Small Breeding Rabbits
 Grand Champion Small Breeding Rabbit
 Best of Show
 Showmanship – Senior, Intermediate, Junior

CLASS A - MEAT RABBITS

Lot 001 - Fryer Pen – 3 rabbits under 10 weeks of age. Total pen weight will be between 10.5 and 16.5 pounds.
 Lot 002 - Fryer Individual – Under 10 weeks old, 3.5–5.5 pounds.
 Lot 003 - Roaster Pen – 3 rabbits at least 10 weeks old but under 6 months old. Total pen weight will be between 16.5 to 27 pounds.
 Lot 004 – Roaster Individual – over 10 weeks old but under 6 months old 5.5–9 pounds.
 Lot 005 - Stewer Pen – 3 rabbits over 6 months old. Total pen weight will be over 24 pounds.
 Lot 006 – Stewer Individual – Over 6 months old, over 8 pounds.

CLASS B – COMMERCIAL PUREBRED (Six Class) RABBITS

Lot 001 – Senior Doe – 8 months old or older
 Lot 002 – Senior Buck – 8 months old or older
 Lot 003 – Intermediate Doe – 6 to 8 months old
 Lot 004 – Intermediate Buck – 6 to 8 months old
 Lot 005 – Junior Doe – 6 months old or younger
 Lot 006 – Junior Buck – 6 months old or younger

CLASS D – FANCY PUREBRED (Four Class) RABBITS

Fancy Rabbits are animals intended for showing. Examples of Fancy Rabbit breeds: Dutch, Polish, Netherland Dwarf, Havana, and Mini Rex.

Lot 001 – Senior Doe – 6 months old or older
 Lot 002 – Senior Buck – 6 months old or older
 Lot 003 – Junior Doe – 6 months old or younger
 Lot 004 – Junior Buck – 6 months old or younger

1. Entries in this division are limited to breeding rabbits of recognized breeds and judged on each breed's standards. Exhibitors must give specific breed information on their entry form. Four Class rabbits cannot be shown in meat classes and can not be sold in the livestock auction, this includes cross breed Four class rabbits.
2. All breeding rabbits must be permanently identified with a tattoo in the left ear prior to check-in.
3. The superintendent will split or combine classes as necessary.

FANCY 4-Class RABBIT BREEDS

American Fuzzy Lop
 American Sable
 English Angora
 French Angora
 Satin Angora
 Belgian Hare
 Britannia Petite
 Standard Chinchilla
 Dutch
 Dwarf Hotot
 Dwarf Papillon
 English Spot
 Florida White
 Harlequin
 Havana
 Himalayan

COMMERCIAL 6-Class RABBIT BREEDS

American
 Argente Brun
 Giant Angora (REW)
 Beveren
 Blanc De Hotot
 Californian
 Champagne D'Argent
 Checkered Giant
 American Chinchilla
 Giant Chinchilla
 Cinnamon
 Crème D'Argent
 Flemish Giant
 English Lop
 French Lop

FANCY 4-Class RABBIT BREEDS Cont.

Holland Lop
 Jersey Woolly
 Lilac
 Lionhead
 Mini Lop
 Mini Rex
 Mini Satin
 Netherland Dwarf
 Polish
 Rex
 Rhinelander
 Silver
 Silver Marten
 Tan
 Thrianta

COMMERCIAL 6-Class RABBIT BREEDS Cont.

New Zealand
 Palomino
 Satin
 Silver Fox

POULTRY – DEPARTMENT 141

1. Entries limited to one entry per lot per species with a maximum of 10 birds.
 - a. You can show one entry from your trio per Lot.
2. Display cages will be provided and should be used. Exhibitors must provide bedding for animals and cages have to be kept clean at all times. Exhibitor is required to clean cages and barn before leaving at 3:00 p.m. on Sunday. Failure to clean cages and barn will forfeit premiums.
3. All poultry must arrive between 4:00 p.m. – 6:00 p.m. on Entry Day and be checked-in with the superintendent.
4. The superintendent will split or combine classes as necessary.
5. Birds indicating symptoms of disease will be disqualified and will be immediately removed from the grounds by the exhibitor.
6. All poultry must meet livestock health requirements. It is recommended that all birds exhibited be either sold or slaughtered as precaution against bringing disease back to the home flock. All poultry exhibited must come from U.S. Pullorum-Typhoid clean or equivalent flocks or have had a negative Pullorum-Typhoid test within 90 days of public exhibition.
 - a. Pullorum testing will be offered on entry night of fair. Time & location, see events calendar and newsletter. ALL market, derby, production, exhibition, and/or purebred chickens will be tested BEFORE arriving at the fairgrounds.
7. All breed entries will be judged according to the American Standard of Perfection and must be listed in the American Standard of Perfection or Bantam Standard.
8. Exhibitor needs to list the breed and class of exhibit in 4honline2.0, animal ID and Fair Entry. All breeding and exhibition poultry need to include photographs with the ID form. The hatchery certificate will verify purchase of market birds.
9. Exhibitors: Animal entry are due to Fair Entry by June 15 along with the \$5.00 per exhibitor fee to the Extension Office.

10. Exhibitors may sell one lot at the auction.

AWARDS GIVEN:

Grand Champion Market Poultry
Grand Champion Production Poultry
Champion Market Derby Poultry
Champion Purebred/Exhibition Poultry Individual
Champion Purebred/Exhibition Poultry Trio
Grand Champion Exhibition Poultry
Showmanship – Senior, Intermediate, Junior

CLASS A - MARKET POULTRY— Includes only poultry breeds raised for the sole purpose of meat production. Mixed breeds of poultry may be shown in this class as long as they are a mix of two breeds raised exclusively for market. All birds need to be ready to market by show day and will be judged accordingly. Only poultry from this class may be sold at the Livestock Auction.

Lot 001 – Broilers – Two birds per pen, either sex, under 12 lbs total weight.
Lot 002 – Roasters – Two birds per pen, either sex, over 12 lbs total weight.
Lot 003 – Market Ducks – Two birds per pen, either sex, over 8 weeks of age.
Lot 004 – Market Geese – Two birds per pen, either sex, over 12 weeks of age.
Lot 005 – Market Turkey – Two birds, same sex, over 15 weeks of age for hens and 16 weeks of age for toms.

CLASS B – MARKET DERBY POULTRY – Class is limited to chickens only. To be eligible birds must have been ordered through Allamakee County Extension. Allamakee County Extension will not be held liable for the health and well-being of the poultry once they have been picked up by the exhibitor(s).

Lot 001- Market Derby- two chickens per pen, either sex
Entries:

1. Each exhibitor will be allowed to enter one pen of two, derby poultry. The number of birds entered in this project IS included in the total number of birds allowed to be entered in the fair. A pen of two consists of 2 birds of either sex.

Obtaining the birds:

1. A minimum of 10 chickens must be ordered in the name of the individual exhibitor.
2. Families with multiple exhibitors- the first sibling purchase 10 chickens and each additional sibling must order a minimum of 5 chickens.
3. Once birds have been identified, birds may not be exchanged amongst family members. Orders must be made and paid for at the Extension office by deadline date.
4. All chicks will be, Jumbo Cornish-Rock. Chicks will not be vaccinated for Marek's Disease before they arrive.
5. Entrants will receive notice of the pickup day and time which will be in mid-May. Distribution will be done at a site to be determined. Exhibitors must supply their own means of transporting chickens home from the distribution point. Chicks will be identified with numbered wing bands indicating these birds are part of the market derby project. These numbered bands will be recorded on a poultry identification form for each exhibitor.

Project details:

1. Upon arrival at the fair exhibitors will be allowed to weigh in three birds, but only two may be shown in the derby class.
2. The birds shown in Class B-Market Derby Poultry, may not be shown in Class A-Market Poultry. The same lot of birds can only be shown in one Class.
3. A trophy will be given to the Champion and Reserve Champion. Ribbons will be given to all other participants.

CLASS C- PRODUCTION POULTRY—Includes only poultry breeds raised for the sole purpose of egg or chick production and at least 20 weeks of age.

Lot 001 – 3 Hens of the same breed and laying age

Lot 002 – 2 Hens and 1 Rooster of the same breed and laying age for chick production

CLASS D- EXHIBITION OR PUREBRED POULTRY—Includes all poultry raised for feather quality and breeding. Refer to Appendix for breed classifications.

AMERICAN

Lot 001 -- Individual

Lot 002 – 2 Females and 1 Male

ASIATIC

Lot 003 -- Individual

Lot 004 – 2 Females and 1 Male

MEDITERRANEAN

Lot 005 -- Individual

Lot 006 – 2 Females and 1 Male

ENGLISH

Lot 007 -- Individual

Lot 008 – 2 Females and 1 Male

CONTINENTAL

Lot 009 -- Individual

Lot 010 – 2 Females and 1 Male

MISCELLANEOUS

Lot 011 -- Individual

Lot 012 – 2 Females and 1 Male

BANTAMS-MODERN GAME

Lot 013 -- Individual

Lot 014 – 2 Females and 1 Male

BANTAMS- OLD ENGLISH GAME

Lot 015 – Individual

Lot 016 – 2 Females and 1 Male

BANTAMS- SINGLE COMB, CLEAN LEG

Lot 017 -- Individual

Lot 018 – 2 Females and 1 Male

BANTAMS – ROSE COMB, CLEAN LEG

Lot 019 -- Individual

Lot 020 – 2 Females and 1 Male

BANTAMS – FEATHER LEGGED

Lot 021 – Individual

Lot 022 – 2 Females and 1 Male

BANTAMS – ANY OTHER COMB, CLEAN LEG

Lot 023 -- Individual

Lot 024 – 2 Females and 1 Male

BREEDER DUCKS--STANDARD

Lot 025 -- Individual

Lot 026 – 2 Females and 1 Male

BREEDER DUCKS--BANTAM

Lot 027 -- Individual

Lot 028 – 2 Females and 1 Male

BREEDER GEESE

Lot 029 -- Individual

Lot 030 – 2 Females and 1 Male
LARGE ORNAMENTAL FOWL
 Lot 031 – Individual
 Lot 032 – 2 Females and 1 Male
SMALL ORNAMENTAL FOWL
 Lot 033 – Individual
 Lot 034 – 2 Females and 1 Male
PIGEON
 Lot 035 – Individual
 Lot 036 – 2 Females and 1 Male

DAIRY GOATS - DEPARTMENT 107

CLASS A (for definitions of this class – see Appendix)

Lot 001 - Junior Doe
 Lot 002 – Yearling Doe
 Lot 003 - Lactating Yearling Doe
 Lot 004 - Senior Doe
 Lot 005 – Aged Doe (4 years and older)
 Showmanship

1. Entries are open to does. Each exhibitor may show two animals per class but no more than 6 animals in the entire show.
2. All entries in each class will show together regardless of breed or registry status.
3. Horns: NO horns will be allowed on animals. Removal of horns on Fairgrounds in NOT permitted.
4. Does 24 months of age or over, which have never freshened, cannot be shown.
5. Milk out time will be at the discretion of the exhibitor, however the judge may disqualify animal if not handled in a humane way.
6. The dairy goats will be exhibited before the cow classes on Saturday.
7. Lactating dairy goats will be checked in by 9:00 p.m., Friday, and will be allowed to leave after the Goat Show on Saturday. Lactating goats will be required to have Health Papers upon check-in.
8. Livestock 4honline2.0 ID forms are due by May 15 to the Extension Office.
9. Animal entry due in Fair Entry June 15 along with pen fee to the Extension Office.
10. Any lactating animals that arrive on Saturday will NOT be allowed to show.

DAIRY CATTLE - DEPARTMENT 105

1. An exhibitor may not show more than six head in all classes. One animal per exhibitor per class. Nor may exhibitor show more than one PURCHASED or SHARED animal in any one class. Any heifer is considered to be purchased except daughters of present or former 4-H or FFA projects of the member.
2. All dairy cattle must arrive between 12:00 p.m. and 9:00 p.m. on Entry day and be checked-in with the superintendent. All Lactating animals are to arrive on Friday night by 9:00 p.m. with health papers. Any animals that arrive on Saturday will

not be allowed to show.

3. Purebred and grade cattle will show together. Breeds will be shown separately - a SUPREME DAIRY CHAMPION will be selected from all the breed champions of all purebred and grade animals.
4. Dairy classes are divided according to animal birth dates as listed. However, classes over 15 animals may be divided according to the discretion of the superintendents to achieve a workable size group.
5. If eartag is used for identification, then eartag is to remain in ear until animal has been checked in by dairy superintendents.
6. Livestock 4honline2.0 ID are due by May 15 to the Extension Office. Exhibitors: Animal entry are due to Fair Entry by June 15 along with the exhibitor fee to the Extension Office.
7. A junior champion will be selected in each breed regardless of the number exhibited. A supreme junior champion will be selected from all breed junior champions.
 - a. Grand Champions will only come back for Supreme Champion selection.

Each lot will be shown by breed:

Class A - Ayrshire
 Class B - Brown Swiss
 Class G - Guernsey
 Class H - Holstein
 Class J - Jersey
 Class M - Milking Shorthorn

Show Order:

Lot 008 – 2-Year-Old Cow
 Lot 009 – Cow 3-Years Old
 Lot 010 – Cow 4-Years Old
 Lot 011 – Aged Cow (5-Years Old and Over)
 Lot 012 – Dry Cow

Selection of Senior Champions

Showmanship - Senior, Intermediate, Junior, Novice

Lot 001 – Spring Calf
 Lot 002 – Winter Calf
 Lot 003 – Fall Calf
 Lot 004 – Summer Yearling
 Lot 005 – Spring Yearling
 Lot 006 – Winter Yearling
 Lot 007 – Fall Yearling
 Selection of Junior Champion
 Selection of Grands
 Selection of Supreme

DOG – DEPARTMENT 111

1. Entries in the Dog Show are limited to exhibitors enrolled in the 4-H Dog Project. Dogs are to be shown by the 4-H member
2. Entries in this department are open to purebred or mixed breed dogs that are trained by the exhibitor.
3. Exhibitor must provide the Allamakee County Extension Office with all competed paperwork and fees BEFORE attending dog class. This may include, but not limited to: a COPY of their dog's CURRENT Rabies and vaccination

records, or Titters from a licensed and certified vet (no home given shots will be honored) and the Enrollment/Liability Waiver, for each exhibitor/dog team.

- a. Co-owned dogs shall be noted on all paperwork and signatures of both owners are required. Share-A-Project dogs must be correctly registered and all appropriate paperwork must be completed and provided with the previously mentioned required paperwork. Exhibitors may not show more than two Share-A-Project dogs.
 - b. The Allamakee County 4-H Dog Project Manual will be given to families when dog class fees have been paid.
4. Individual dogs are limited to one class entry per event, excluding Showmanship. Exhibitors are limited to one showmanship entry; though a shared family dog may be shown in multiple Showmanship classes, by immediate family members only.
5. The exhibitor/dog team must have participated in the dog obedience training program for a minimum of 8 weeks to be eligible to participate in any event in the Allamakee County 4-H Dog Show (i.e.: Formal Obedience, Rally Obedience, Agility, Showmanship, Barn Hunt, Scent Work and Tricks). Each exhibitor/dog team event class placement shall be determined by, but not limited to the teams: experience level, skill level, previous year's performance, individual goals, and ultimately the Allamakee County 4-H Dog Project Leaders and/or Obedience Instructors and Dog Superintendents. If the exhibitor/dog team is not competing in Formal Obedience, they must pass an obedience test of equivalent skill for the level of event or events being shown. Please refer to the Allamakee County 4-H Dog Manual for specific class requirements.
- a. Off-Site Training: If taking classes in any other venue than the Allamakee County 4-H Dog Project classes, they must have a minimum of 8 classes, 2 of which must be with the Allamakee County 4-H Dog Project classes for evaluation purposes. These off-site training classes must be documented from the Instructor and must be at a comparable level that is being shown. Off-Site classes must be started no earlier than January 1 of the same calendar year of fair and completed two weeks prior to the first show date.
6. All exhibitors are responsible to know the Allamakee County 4-H Dog Project Manual and any additional rules found in there that may pertain to the participating in the Allamakee County 4-H Dog Show.
7. Any dog that is sick or in season/heat; will not be eligible to participate or allowed on the fairgrounds including, but not limited to any or all 4-H dog classes, seminars, workshops, and dog show.
8. Exhibitor's Conduct - exhibitors shall not strike dogs nor use any other unnecessarily harsh physical or verbal means of disciplining dogs.
9. All dogs must be on a leash or crated while waiting for their class to be called. Must have prior approval from Allamakee County 4-H Dog Project Leaders and/or Obedience Instructors to go off leash.
10. Check-in for the dog shows will begin 30 minutes prior to scheduled show time in the show barn. Scheduled fair

conflicts need to be addressed to the dog superintendents at time of check in.

11. The exhibitor shall be ready with the dog when called, unless previously addressed.
12. The Obedience and Rally Obedience classes will be judged on a separate day before the fair. In all dog obedience classes, dogs will also be judged on appearance including coat, nails, ears, and eyes. All other classes will be judged during the scheduled dog show during the fair.
13. Livestock identification forms are due May 15 to the Extension Office and into 4HOnline2.0. Exhibitors: Animal entry are due to Fair Entry by June 15 along with the exhibitor fee to the Extension Office.

Suggested Show Order:

CLASS A – Obedience: Beginner A, Beginner B, Graduate Beginner, Pre-Novice, Novice, Graduate Novice, Pre-Open, Open, Graduate Open, Pre-Utility and Utility

CLASS B – Rally Obedience: Beginner, Junior, Intermediate, Senior, Master, Advanced Beginner, Advanced Junior, Advanced Intermediate, Advanced Senior, Advanced Master

CLASS C – Showmanship

Lot 000 – Clover Kids (grade 3)

Lot 001 – Junior (grades 4-6)

Lot 002 – Intermediate (grades 7-8)

Lot 003 – Senior (grades 9-12)

CLASS D - Dog Agility: Beginner, Junior, Intermediate, Senior, Master, Advanced Beginner, Advanced Junior, Advanced Intermediate, Advanced Senior, Advanced Master

CLASS E – Barn Hunt: Dog searches for a "rat" in a straw bale maze and indicates to handler. Beginner, Junior, Intermediate, Senior, Master

CLASS F – Scent Work: Dog searches for a specific scent in various environments. Beginner, Junior, Intermediate, Senior, Master

CLASS G – Tricks: Dog performs various tricks taught by exhibitor. Beginner, Junior, Intermediate, Senior, Master

HORSE & PONY – DEPARTMENT 121 **IDENTIFICATION & ENTRY**

1. Horse project animals can be identified by more than one 4-H member provided the members are all 4-H members and are siblings. Sibling definition includes brother, sister or stepsiblings with one common parent/guardian. The same animal(s) cannot be identified by one sibling in 4-H and another sibling in FFA.
 - a. Horses may be shared amongst siblings, but the horse will only be shown in ONCE in each type of class listed.Example: Cannot show horse in Junior Poles with brother and Senior Poles with sister.
2. Members may identify up to 5 head of horses; of those, a maximum of 2 may be leased. But members may not exhibit more than three animals in the classes listed below. A horse or pony may be exhibited only once in a lot.
3. 4HOnline2.0 ID required by May 15. The name of the horse, photos uploaded, sex, height, and the horse's age (as of January 1) are all required for identification due on May 15. Five horses may be ID'd, regardless of 4-H or FFA.
 - a. Exhibitors: Animal entry are due to Fair Entry by June 15

along with the exhibitor fee to the Extension Office.

4. If a family has more 4-H'ers than horses, more than one 4-H'er may identify a particular horse; however, in this situation a 4-H'er cannot identify more than one horse. The horse may be shown by siblings, but Rule 1 still applies: "a horse or pony may be exhibited only once in a lot".
5. Horses may be mares or geldings. Stallions may not be shown beyond the yearling class. Mares may accompany the weanling to their class. Horses have a mature size over 56". Ponies should measure 56" & under. Animals that are shod will have ½ inch deducted from their height.
6. If your horse or pony is not born by May 15 of the show year, please list the horse/pony on your entry form and let the Extension office know the identification information as soon as possible after that date but before June 15.
7. No drugs or medications of any kind may be administered except by the order of a veterinarian. All medications must be listed on the Horse Animal Care and Management Disclosure Statement signed at the day of the show.
8. All horses will be checked in at the front table on the day of the show immediately upon arrival. You may scratch from a class the day of the show, but may not show in a class you are not previously entered in. Exhibitors may substitute animals, due to health-related conditions, provided the substituted animal is listed on the ID form on file in the Extension Office. Changes need to be made by Wednesday prior to the first show day in order to be approved.
9. Premiums will be paid only for exhibits in the halter class. Horses and ponies will be charged an entry fee of \$3.00 per head.
10. Showmanship and horsemanship divisions are as follows: Senior Division- Grades 10-12; Intermediate Division - Grade 7-9; Junior Division – Grades 4-6.
11. Showmanship is required. This class will be judged for cleanliness and appearance of horse and appearance and merits of exhibitor.
12. Horsemanship is required if you plan on entering any riding classes including games. This class shall be judged on the rider's ability to correctly ride a horse. The member will be judged on his hands, seat, appointments of horse and rider, suitability of horse and performance of horse.
13. Exhibitors must participate and bring his/her animals to one scheduled county horse workout in the spring to be eligible to show at the Allamakee County Fair.

OWNERSHIP

14. To exhibit an animal a member must have ownership. If the horse is "shared" a signed Share-A-Project agreement must be turned into the Extension Office with the 4honline2.0 Identification Form due May 15 and is the only horse the 4-H'er may identify as a horse project. Shared horses may be shown in halter and riding classes. See the Appendix for the Shared project rules. Exhibitors may apply for an exemption to the Shared project rule of horse ownership if the family owns horses that are not safe to exhibit. A letter must

accompany the Horse 4honline2.0 ID form and is due May 15. Please contact the Extension Office for more information.

APPEARANCE of HORSE

15. The horse's body condition and overall fitness should be assessed. The hair coat should be clean, well-brushed, and in good condition. The mane, tail, forelock, and wither tuft may not contain ornaments (ribbons, bows, etc.), but may be braided or banded for English or Western. RED ribbons are allowed only in tails of horses that kick except for draft mules and saddle seat horses. The length of mane and tail may vary, as long as they are neat, clean, and free of tangles. The bridle path, eyebrows, and long hair on the head and legs may be clipped in accordance of breed and or riding discipline standards.
16. Supplemental hair in mane and tail is not permitted in any division. Example; tail/mane extensions.
17. Hooves should be properly trimmed and if shod, the shoes should fit correctly, and clinches should be neat. Hooves must be clean and may be painted black or with clear hoof dressings or shown naturally.
18. Surgical alteration: • Any surgical or inhumane procedure that could affect the performance of a horse/pony or alter its natural conformation or appearance is prohibited, except for the sole purpose of protecting the animal.
• Upon discovery of administration of prohibited surgical procedures, show management shall disqualify the horse and report the matter to the Extension office and Fairboard.
• A judge may, at his or her discretion, penalize a horse/pony for a seemingly "dead" tail that merely dangles between the legs and does not show normal response.

EXHIBITOR APPAREL

19. Exhibitors attire:
 - Dark blue jeans without holes must be worn. A belt is required.
 - Western boots must be worn. (Fashion heels are prohibited.)
 - A solid, plain, front button or snap long-sleeved, collared shirt of any color (including white) may be worn. The following is prohibited: personalized logos or embroidery, zippers, sheer or lace fabric, embellishments or bling of any kind including, but not limited to, sequins, rhinestones, chains, etc. Shirt must be tucked in.
 - Chaps, ball caps, tank tops, T-shirts, or jersey type shirts ARE NOT to be worn during halter, pleasure and trail classes.
 - Spurs may not be worn during halter or showmanship classes.
 - Exhibitor numbers are to be worn on the exhibitor's back only in halter/showmanship classes. In performance classes, including timed events, if exhibitors' numbers are worn on the saddle pad they must be on both sides.
 - Hair must be neat and securely fastened if long, so as not to cover the rider's number. If hair covers your number, you may not be considered for placing.
 - Exhibitors will be allowed to change into a 4-H or FFA t-shirt for the game events.
 - Exhibitors who violate the dress code will be dropped one ribbon group.

20. Exhibitors must wear American Society of Testing Materials (ASTM) and Safety Engineering Institute (SEI) approved headgear with chin strap and properly fitted harness while mounted and riding, including warm up. In the interest of safety when you are mounted, you must wear a helmet, boots, long pants and appropriate attire and the horse must be properly tacked. This includes the warm-up area. Any dispute will result in disqualification from your classes. The Extension Council and Youth Development Committee strongly recommend to parents to encourage their child(ren) to wear a helmet anytime the child is handling their horse.
21. The Allamakee County Fairboard makes no representation or warranty, expressed or implied, about any protective headgear, and assumes no liability in event of serious injury or death as the result of any or all-equestrian sports.

EXHIBITOR CONDUCT

22. Contestants shall act as young ladies and gentlemen at all times. Unnecessary roughness or discourtesy will dismiss the rider from further competition for the entire show. Good sportsmanship shall prevail. Courtesy is mandatory. No abuse of horses will be tolerated. Each exhibitor must keep horse under control or be excused from the ring. Those that do not conduct themselves appropriately will be asked to leave the premises.
23. Horses exhibiting potentially dangerous behavior (kicking, striking, rearing, biting, etc.) will not be allowed in the warm up/on deck area where other exhibitors are gathering for a class.

EQUIPMENT

24. **TIMED EVENTS ONLY!** Western-type equipment must be used. The use of a mechanical hackamore, gag bit or other type of bridle is the contestant's choice. Contestants may use tie-downs. However, the nosepiece of the hackamore and tie-downs should be leather, nylon or rope or a flexible braided rawhide, or a rubber covered wire. Uncovered wires and wire chains will result in disqualifications. Any bleeding on the nose, under the jaw, or in the mouth will disqualify the horse. No exhibitor may be tied, buckled or fastened in the saddle in any manner or by any means.

TIMED EVENTS

25. 4-H'ers must be mounted when entering the arena. All exhibitors must have their mounts under complete control at all times. No assistance to either horse or rider is permitted past the arena gate. If any exhibitor/horse is assisted past the gate in any manner the exhibitor shall automatically be disqualified.
- a. Horse and rider will have 2 minutes to enter the arena from the time exhibitor name is called to enter the arena. Failure to do so will result in disqualification.
26. 4-H'ers may not start their run until the gate is closed behind them. Failure to do so will result in disqualification.

JUDGING PROCEDURES

27. This show guide will govern the show: 4-H 511-C. "A Guide for 4-H Horse Shows and Events in Iowa."
28. Patterns (showmanship, horsemanship, trail) will be posted prior to show time.

- a. Trail Class – will be set up the day of the show. Anyone practicing any of the trail obstacles the day of the show will be automatically disqualified.

29. Tack and Equipment check –This Guide will also be used as the guide by show officials for checking ALL TACK, including bits and chin straps. Exhibitors may be asked to drop bits or may be required to remove tack to allow closer inspection by show officials prior to entering the ring or by the judge in the ring. Exhibitors are urged to check tack and equipment with designated show officials well in advance of classes if they have questions. Judges' decision on tack and equipment is final.
30. The show judge will determine the pattern for Showmanship and Horsemanship classes.
31. Exhibitors will walk their horses when passing through the spectator/pedestrian area.
32. Horses will not leave the Horse Arena area under any conditions. Exhibitors who leave the arena area with their horses will be disqualified from the show.

CLASS A - HALTER CLASS

(these classes may be split upon June 15 paperwork/superintendent discretion)

- Lot 001 – Pony Weanling
 Lot 002 – Horse Weanling
 Lot 003 – Pony Yearling
 Lot 004 – Horse Yearling
 Lot 005 – 2 & 3 year old pony
 Lot 006 – 2 & 3 year old horse
 Lot 007 – 4 - 9 year old pony
 Lot 008 – 4 - 9 year old horse
 Lot 009 – 10 year & older pony
 Grand Champion Pony
 Lot 010 – 10 year & older horse
 Lot 011 – Mule/Donkey Halter - all ages
 Grand Champion Horse
 Lot 59 – Senior Showmanship (10-12 grades)
 Lot 60 – Int. Showmanship (7-9 grades)
 Lot 61 – Junior Showmanship (4-6 grades)

Break for Lunch

CLASS B - GAMES & PERFORMANCE CLASSES

- Lot 100 – Sr. Horsemanship (10-12 grades)
 Lot 101 – Int. Horsemanship (7-9 grades)
 Lot 102 – Jr. Horsemanship - Walk - Trot (4-6 grades)
 (Please see class description for your age group, it will be the grade you just completed in the spring)
 (Exhibitors may enter either the Walk-Trot Class or Pleasure Class but not both)
 Lot 103 – Senior Pleasure (8-12 grades)
 Lot 104 – Junior Pleasure (4-7 grades)
 Lot 105 – Senior Walk Trot (8-12 grades)
 Lot 106 – Junior Walk-Trot (4-7 grades)
 Lot 107 – Senior Egg & Spoon (8-12 grades)
 Lot 108 – Junior Egg & Spoon (4-7 grades)
 Lot 109 – Junior Trail Class (arena) (4-6 grades)
 Lot 110 – Int. Trail Class (arena) (7-9 grades)
 Lot 111 – Senior Trail Class (arena) (10-12 grades)
 Lot 112 – Gamblers Elimination (all ages)

Game classes will be run on an every other year basis.

Odd Years

- Lot 120 – Senior Barrel Race (10-12 grades)
- Lot 121 – Int. Barrel Race (7-9 grades)
- Lot 122 – Junior Barrel Race (4-6 grades)
- Lot 123 – Senior Flag Race (10-12 grades)
- Lot 124 – Int. Flag Race (7-9 grades)
- Lot 125 – Junior Flag Race (4-6 grades)
- Lot 126 – Senior Poles (10-12 grades)
- Lot 127 – Int. Poles (7-9 grades)
- Lot 128 – Junior Poles (4-6 grades)
- Lot 129 – Senior Key Hole (10-12 grades)
- Lot 130 – Int. Key Hole (7-9 grades)
- Lot 131 – Junior Key Hole (4-6 grades)
- Lot 132 – Senior Plug (10-12 grades)
- Lot 133 – Int. Plug (7-9 grades)
- Lot 134 – Junior Plug (4-6 grades)
- Lot 135 – Senior Butterfly Race (10-12 grades)
- Lot 153 – Int. Butterfly Race (7-9 grades)
- Lot 151 – Junior Butterfly Race (4-6 grades)

Even Years

- Lot 120 – Senior Barrel Race (10-12 grades)
- Lot 121 – Int. Barrel Race (7-9 grades)
- Lot 122 – Junior Barrel Race (4-6 grades)
- Lot 140 – Senior Milk Can Race (10-12 grades)
- Lot 141 – Int. Milk Can Race (7-9 grades)
- Lot 142 – Junior Milk Can Race (4-6 grades)
- Lot 143 – Senior Tail Spin (10-12 grades)
- Lot 144 – Int. Tail Spin (7-9 grades)
- Lot 145 – Junior Tail Spin (4-6 grades)
- Lot 146 – Senior Scurry (10-12 grades)
- Lot 147 – Int. Scurry (7-9 grades)
- Lot 148 – Junior Scurry (4-6 grades)
- Lot 149 – Senior Figure 8 Race (10-12 grades)
- Lot 150 – Int. Figure 8 Race (7-9 grades)
- Lot 151 – Junior Figure 8 Race (4-6 grades)
- Lot 152 – Senior Tunnel Vision Race (10-12 grades)
- Lot 153 – Int. Tunnel Vision Race (7-9 grades)
- Lot 151 – Junior Tunnel Vision Race (4-6 grades)

APPENDIX

CLASS DEFINITIONS AND LIVESTOCK AGES

Sheep -

CLASS B – COMMERCIAL AND PUREBRED BREEDING SHEEP

- Lot 001 - Ewe Lamb (born on or after 1/1/23)
- Lot 002 - Yearling Ewe (born on or after 1/1/22)
- Lot 003 - Aged Ewe (born on or before 1/1/22)
- Lot 004 - Buck Lamb (born on or after 1/1/22)
- Lot 005 - Yearling Buck (born on or after 1/1/22)
- Lot 006 - Breeding pen of 3 Lambs (born on or after 1/1/23)
- Lot 007 - Breeding pen of 3 Yearlings (born on or after 1/1/22)

Meat Goats –

- Lot 001 – Junior Doe (doe under 12 months of age)
- Lot 002 – Yearling Doe (doe from 12-24 months of age)
- Lot 003 – Senior Doe (doe over 24 months of age)

Beef -

CLASS A - BREEDING BEEF

- Lot 001 - Junior Calf - calf of either sex born after January 1, 2023
- Lot 002 - Fall Heifer Calf - born between September 1, 2021 and December 31, 2022
- Lot 003 - Yearling Heifer - born between January 1, 2021 and August 31, 2022
- Lot 004 - Senior Heifer - born between March 15, 2020 and December 31, 2021
- Lot 005 – Beef Cow/Cow-Calf - born before March 15, 2021 Safe in calf or with calf at side; which had been the exhibitor's project in a previous year as a 2 yr. old or younger. Any animal with calf at side will be shown in the cow lot regardless of birthdate.

Dairy Goats -

- Lot 001 - Junior Doe (doe under 12 months of age)
- Lot 002 - Yearling Doe (doe from 12-24 months of age, not in milk, has never freshened)
- Lot 003 - Lactating Yearling Doe (doe from 12-24 months of age, in milk)
- Lot 004 - Senior Doe (doe 2 - 3 years of age, in milk or freshened)
- Lot 005 – Aged Doe (4 years of age and older in milk or that have previously freshened)

Dairy –

- Lot 001 - Spring Calf - Born from March 1, 2023 to April 30, 2023
- Lot 002 - Winter Calf - Born from December 1, 2022 to February 28, 2023
- Lot 003 - Fall Calf - Born from September 1, 2022 to November 30, 2022
- Lot 004 - Summer Yearling - Born from June 1, 2022 to August 31, 2022
- Lot 005 - Spring Yearling - Born from March 1, 2022 to May 31, 2022
- Lot 006 - Winter Yearling - Born from December 1, 2021 to February 28, 2022
- Lot 007 - Fall Yearling - Born from September 1, 2021 to November 30, 2021
- Lot 008 – 2 Year Old - Born from September 1, 2020 to August 31, 2021
- Lot 009 – 3 Year Old Cows - Cows 3 years old (born from Sept. 1, 2019 to August 31, 2020)
- Lot 010 - 4 Year Old Cows (born from Sept.1, 2018 to August 31, 2019)
- Lot 011 – Aged Cow – Cows 5 years old and older – born before September 1, 2018
- Lot 012 - Dry Cow - Must have calved during the last 16 months.

POULTRY BREED DESCRIPTIONS – *Alphabetical by breed

Type	Breed	Variety	Class
Waterfowl	African	Brown	Heavy Goose
Waterfowl	African	Buff	Heavy Goose
Waterfowl	African	White	Heavy Goose
Bantam	Ameraucana	Black	AOCCL
Large Fowl	Ameraucana	Black	AOSB
Bantam	Ameraucana	Blue	AOCCL
Large Fowl	Ameraucana	Blue	AOSB
Bantam	Ameraucana	Blue Wheaten	AOCCL
Large Fowl	Ameraucana	Blue Wheaten	AOSB
Bantam	Ameraucana	Brown Red	AOCCL
Large Fowl	Ameraucana	Brown Red	AOSB
Bantam	Ameraucana	Buff	AOCCL
Large Fowl	Ameraucana	Buff	AOSB
Large Fowl	Ameraucana	Self Blue	AOSB
Bantam	Ameraucana	Silver	AOCCL
Large Fowl	Ameraucana	Silver	AOSB
Bantam	Ameraucana	Wheaten	AOCCL
Large Fowl	Ameraucana	Wheaten	AOSB
Bantam	Ameraucana	White	AOCCL
Large Fowl	Ameraucana	White	AOSB
Waterfowl	American Buff	Buff	Medium Goose
Bantam	American Game	Birchen	Game Class
Bantam	American Game	Black	Game Class
Bantam	American Game	Black Breasted Red	Game Class
Bantam	American Game	Blue	Game Class
Bantam	American Game	Blue Red	Game Class
Bantam	American Game	Brown Red	Game Class
Bantam	American Game	Golden Duckwing	Game Class
Bantam	American Game	Red Pyle	Game Class
Bantam	American Game	Silver Duckwing	Game Class
Bantam	American Game	White	Game Class
Bantam	Ancona	Rose Comb	RCCL
Bantam	Ancona	Single Comb	SCCL
Large Fowl	Anconas	Rose Comb	Mediterranean
Large Fowl	Anconas	Single Comb	Mediterranean
Bantam	Andalusian	Blue	SCCL
Large Fowl	Andalusians	Blue	Mediterranean
Waterfowl	Appleyard	Silver	Heavy Duck
Bantam	Araucana	Black	AOCCL
Large Fowl	Araucana	Black	AOSB
Bantam	Araucana	Black Breasted Red	AOCCL

Type	Breed	Variety	Class
Large Fowl	Araucana	Black Breasted Red	AOSB
Bantam	Araucana	Golden Duckwing	AOCCL
Large Fowl	Araucana	Golden Duckwing	AOSB
Bantam	Araucana	Silver Duckwing	AOCCL
Large Fowl	Araucana	Silver Duckwing	AOSB
Bantam	Araucana	White	AOCCL
Large Fowl	Araucana	White	AOSB
Large Fowl	Aseel	Black Breasted Red	AOSB
Large Fowl	Aseel	Dark	AOSB
Large Fowl	Aseel	Spangled	AOSB
Large Fowl	Aseel	Wheaten	AOSB
Large Fowl	Aseel	White	AOSB
Bantam	Australorp	Black	SCCL
Large Fowl	Australorps	Black	English
Waterfowl	Aylesbury	White	Heavy Duck
Large Fowl	Barnevelders	Only One Variety	Continental
Bantam	Belgian Bearded d'Anver	Black	RCCL
Bantam	Belgian Bearded d'Anver	Blue	RCCL
Bantam	Belgian Bearded d'Anver	Cuckoo	RCCL
Bantam	Belgian Bearded d'Anver	Mille Fleur	RCCL
Bantam	Belgian Bearded d'Anver	Mottled	RCCL
Bantam	Belgian Bearded d'Anver	Porcelain	RCCL
Bantam	Belgian Bearded d'Anver	Quail	RCCL
Bantam	Belgian Bearded d'Anver	Self Blue	RCCL
Bantam	Belgian Bearded d'Anver	White	RCCL
Bantam	Belgian Bearded D'Uccle	Black	Feather Leg
Bantam	Belgian Bearded D'Uccle	Golden Neck	Feather Leg
Bantam	Belgian Bearded D'Uccle	Mille Fleur	Feather Leg
Bantam	Belgian Bearded D'Uccle	Mottled	Feather Leg
Bantam	Belgian Bearded D'Uccle	Porcelain	Feather Leg
Bantam	Belgian Bearded D'Uccle	Self Blue	Feather Leg

Type	Breed	Variety	Class
Bantam	Belgian Bearded D'Uccle	White	Feather Leg
Bantam	Booted (Non-bearded)	Black	Feather Leg
Bantam	Booted (Non-bearded)	Mille Fleur	Feather Leg
Bantam	Booted (Non-bearded)	Porcelain	Feather Leg
Bantam	Booted (Non-bearded)	Self Blue	Feather Leg
Bantam	Booted (Non-bearded)	White	Feather Leg
Bantam	Brahma	Buff	Feather Leg
Bantam	Brahma	Dark	Feather Leg
Bantam	Brahma	Light	Feather Leg
Large Fowl	Brahma	Buff	Asiatic
Large Fowl	Brahma	Dark	Asiatic
Large Fowl	Brahma	Light	Asiatic
Bantam	Buckeye	Only One Variety	AOCCL
Large Fowl	Buckeye	Only One Variety	American
Waterfowl	Buff	Only One Variety	Medium Duck
Waterfowl	Call	Blue Bibbed	Bantam Duck
Waterfowl	Call	Blue Fawn	Bantam Duck
Waterfowl	Call	Buff	Bantam Duck
Waterfowl	Call	Butterscotch	Bantam Duck
Waterfowl	Call	Chocolate	Bantam Duck
Waterfowl	Call	Gray	Bantam Duck
Waterfowl	Call	Pastel	Bantam Duck
Waterfowl	Call	Snowy	Bantam Duck
Waterfowl	Call	White	Bantam Duck
Waterfowl	Campbell	Khaki	Light Duck
Bantam	Campine	Golden	SCCL
Bantam	Campine	Silver	SCCL
Large Fowl	Campine	Golden	Continental
Large Fowl	Campine	Silver	Continental
Waterfowl	Canada	Eastern	Light Goose
Bantam	Catalana	Buff	SCCL
Large Fowl	Catalana	Buff	Mediterranean
Waterfowl	Cayuga	Black	Medium Duck
Bantam	Chantecler	Partridge	AOCCL
Bantam	Chantecler	White	AOCCL
Large Fowl	Chantecler	Partridge	American
Large Fowl	Chantecler	White	American
Waterfowl	Chinese	Brown	Light Goose
Waterfowl	Chinese	White	Light Goose
Bantam	Cochin	Barred	Feather Leg
Bantam	Cochin	Birchen	Feather Leg
Bantam	Cochin	Black	Feather Leg

Type	Breed	Variety	Class
Bantam	Cochin	Blue	Feather Leg
Bantam	Cochin	Brown	Feather Leg
Bantam	Cochin	Brown Red	Feather Leg
Bantam	Cochin	Buff	Feather Leg
Bantam	Cochin	Buff Columbian	Feather Leg
Bantam	Cochin	Columbian	Feather Leg
Bantam	Cochin	Golden Laced	Feather Leg
Bantam	Cochin	Lemon Blue	Feather Leg
Bantam	Cochin	Mottled	Feather Leg
Bantam	Cochin	Partridge	Feather Leg
Bantam	Cochin	Red	Feather Leg
Bantam	Cochin	Silver Laced	Feather Leg
Bantam	Cochin	Splash	Feather Leg
Bantam	Cochin	White	Feather Leg
Large Fowl	Cochin	Barred	Asiatic
Large Fowl	Cochin	Black	Asiatic
Large Fowl	Cochin	Blue	Asiatic
Large Fowl	Cochin	Brown	Asiatic
Large Fowl	Cochin	Buff	Asiatic
Large Fowl	Cochin	Golden Laced	Asiatic
Large Fowl	Cochin	Partridge	Asiatic
Large Fowl	Cochin	Silver Laced	Asiatic
Large Fowl	Cochin	White	Asiatic
Bantam	Cornish	Black	AOCCL
Bantam	Cornish	Blue Laced Red	AOCCL
Bantam	Cornish	Buff	AOCCL
Large Fowl	Cornish	Buff	English
Bantam	Cornish	Dark	AOCCL
Large Fowl	Cornish	Dark	English
Bantam	Cornish	Mottled	AOCCL
Bantam	Cornish	Spangled	AOCCL
Bantam	Cornish	White	AOCCL
Large Fowl	Cornish	White	English
Bantam	Cornish	White Laced Red	AOCCL
Large Fowl	Cornish	White Laced Red	English
Waterfowl	Crested	Black	Medium Duck
Waterfowl	Crested	White	Medium Duck
Bantam	Crevecoeur	Black	AOCCL
Large Fowl	Crevecoeur	Black	Continental
Bantam	Cubalaya	Black	AOCCL
Large Fowl	Cubalaya	Black	AOSB
Bantam	Cubalaya	Black Breasted Red	AOCCL
Large Fowl	Cubalaya	Black Breasted Red	AOSB

Type	Breed	Variety	Class
Bantam	Cubalaya	White	AOCCL
Large Fowl	Cubalaya	White	AOSB
Bantam	Delaware	Only One Variety	SCCL
Large Fowl	Delawares	Only One Variety	American
Bantam	Dominique	Only One Variety	RCCL
Large Fowl	Dominique	Only One Variety	American
Bantam	Dorking	Rose Comb White	RCCL
Bantam	Dorking	Single Comb Colored	SCCL
Large Fowl	Dorking	Single Comb Colored	English
Large Fowl	Dorking	Rose Comb Cuckoo	English
Large Fowl	Dorking	Single Comb Cuckoo	English
Large Fowl	Dorking	Single Comb Red	English
Large Fowl	Dorking	Single Comb Silver Gray	English
Large Fowl	Dorking	Rose Comb White	English
Bantam	Dorking	Single Comb Silver Gray	SCCL
Bantam	Dutch	Black	SCCL
Bantam	Dutch	Blue Cream Light Brown	SCCL
Bantam	Dutch	Blue Light Brown	SCCL
Bantam	Dutch	Cream Light Brown	SCCL
Bantam	Dutch	Light Brown	SCCL
Bantam	Dutch	Silver	SCCL
Waterfowl	East Indie	Black	Bantam Duck
Waterfowl	Egyptian	Brown	Light Goose
Waterfowl	Embden	White	Heavy Goose
Large Fowl	Faverolles	Salmon	Continental
Large Fowl	Faverolles	White	Continental
Bantam	Favorelles	Salmon	Feather Leg
Bantam	Favorelles	White	Feather Leg
Bantam	Hamburg	Black	RCCL
Bantam	Hamburg	Golden Penciled	RCCL
Bantam	Hamburg	Golden Spangled	RCCL
Bantam	Hamburg	Silver Penciled	RCCL
Bantam	Hamburg	Silver Spangled	RCCL
Bantam	Hamburg	White	RCCL
Large Fowl	Hamburg	Black	Continental
Large Fowl	Hamburg	Golden Penciled	Continental
Large Fowl	Hamburg	Golden Spangled	Continental
Large Fowl	Hamburg	Silver Penciled	Continental
Large Fowl	Hamburg	Silver Spangled	Continental
Large Fowl	Hamburg	White	Continental
Guinea	Helmeted Guinea	Lavender	Guinea
Guinea	Helmeted Guinea	Pearl	Guinea
Guinea	Helmeted Guinea	White	Guinea

Type	Breed	Variety	Class
Bantam	Holland	Barred, White	SCCL
Large Fowl	Holland	Barred	American
Large Fowl	Holland	White	American
Bantam	Houdan	Mottled	AOCCL
Bantam	Houdan	White	AOCCL
Large Fowl	Houdan	Mottled	Continental
Large Fowl	Houdan	White	Continental
Bantam	Japanese	Barred	SCCL
Bantam	Japanese	Black	SCCL
Bantam	Japanese	Black Tailed Buff	SCCL
Bantam	Japanese	Black Tailed White	SCCL
Bantam	Japanese	Brown Red	SCCL
Bantam	Japanese	Gray Birchen	SCCL
Bantam	Japanese	Mottled	SCCL
Bantam	Japanese	Wheaten	SCCL
Bantam	Japanese	White	SCCL
Bantam	Java	Black	SCCL
Bantam	Java	Mottled	SCCL
Large Fowl	Java	Black	American
Large Fowl	Java	Mottled	American
Bantam	Jersey Giant	Black	SCCL
Bantam	Jersey Giant	White	SCCL
Large Fowl	Jersey Giant	Black	American
Large Fowl	Jersey Giant	Blue	American
Large Fowl	Jersey Giant	White	American
Bantam	KO Shamo	Wheaten	AOCCL
Large Fowl	La Fleche	Black	Continental
Bantam	LaFleche	Black	AOCCL
Bantam	Lakenvelder	Only One Variety	SCCL
Large Fowl	Lakenvelder	Only One Variety	Continental
Bantam	Lamona	White	SCCL
Large Fowl	Lamona	White	American
Bantam	Langshan	Black	Feather Leg
Bantam	Langshan	Blue	Feather Leg
Bantam	Langshan	White	Feather Leg
Large Fowl	Langshan	Black	Asiatic
Large Fowl	Langshan	Blue	Asiatic
Large Fowl	Langshan	White	Asiatic
Bantam	Leghorn	Rose Comb Black	RCCL
Bantam	Leghorn	Rose Comb Buff	RCCL
Bantam	Leghorn	Rose Comb Dark Brown	RCCL
Bantam	Leghorn	Rose Comb Light Brown	RCCL
Bantam	Leghorn	Rose Comb Silver	RCCL

Type	Breed	Variety	Class
Bantam	Leghorn	Rose Comb White	RCCL
Bantam	Leghorn	Single Comb Barred	SCCL
Bantam	Leghorn	Single Comb Black	SCCL
Bantam	Leghorn	Single Comb Black Tailed Red	SCCL
Bantam	Leghorn	Single Comb Buff	SCCL
Bantam	Leghorn	Single Comb Columbian	SCCL
Bantam	Leghorn	Single Comb Dark Brown	SCCL
Bantam	Leghorn	Single Comb Golden	SCCL
Bantam	Leghorn	Single Comb Light Brown	SCCL
Bantam	Leghorn	Single Comb Red	SCCL
Bantam	Leghorn	Single Comb Silver	SCCL
Bantam	Leghorn	Single Comb White	SCCL
Large Fowl	Leghorn	Rose Comb Black	Mediterranean
Large Fowl	Leghorn	Single Comb Black	Mediterranean
Large Fowl	Leghorn	Rose Comb Buff	Mediterranean
Large Fowl	Leghorn	Single Comb Buff	Mediterranean
Large Fowl	Leghorn	Rose Comb Dark Brown	Mediterranean
Large Fowl	Leghorn	Single Comb Dark Brown	Mediterranean
Large Fowl	Leghorn	Rose Comb Light Brown	Mediterranean
Large Fowl	Leghorn	Single Comb Light Brown	Mediterranean
Large Fowl	Leghorn	Rose Comb Silver	Mediterranean
Large Fowl	Leghorn	Single Comb Silver	Mediterranean
Large Fowl	Leghorn	Rose Comb White	Mediterranean
Large Fowl	Leghorn	Single Comb White	Mediterranean
Waterfowl	Magpie	Black and White	Light Duck
Waterfowl	Magpie	Blue and White	Light Duck
Bantam	Malay	Black	AOCCL
Large Fowl	Malay	Black	AOSB
Bantam	Malay	Black Breasted Red	AOCCL
Large Fowl	Malay	Black Breasted Red	AOSB
Bantam	Malay	Red Pyle	AOCCL
Large Fowl	Malay	Red Pyle	AOSB
Bantam	Malay	Spangled	AOCCL
Large Fowl	Malay	Spangled	AOSB
Large Fowl	Malay	Wheaten	AOSB
Bantam	Malay	Wheaten (female)	AOCCL
Bantam	Malay	White	AOCCL
Large Fowl	Malay	White	AOSB
Waterfowl	Mallard	Gray	Bantam Duck
Waterfowl	Mallard	Snowy	Bantam Duck
Large Fowl	Marans	Black	Continental
Large Fowl	Marans	Black Copper	Continental

Type	Breed	Variety	Class
Large Fowl	Marans	Wheaten	Continental
Large Fowl	Marans	White	Continental
Bantam	Minorca	Rose Comb Black	RCCL
Bantam	Minorca	Rose Comb White	RCCL
Bantam	Minorca	Single Comb Black	SCCL
Bantam	Minorca	Single Comb Buff	SCCL
Bantam	Minorca	Single Comb White	SCCL
Large Fowl	Minorca	Rose Comb Black	Mediterranean
Large Fowl	Minorca	Single Comb Black	Mediterranean
Large Fowl	Minorca	Single Comb Buff	Mediterranean
Large Fowl	Minorca	Rose Comb White	Mediterranean
Large Fowl	Minorca	Single Comb White	Mediterranean
Bantam	Modern Game	Birchen	Modern Game Class
Large Fowl	Modern Game	Birchen	AOSB
Bantam	Modern Game	Black	Modern Game Class
Large Fowl	Modern Game	Black	AOSB
Bantam	Modern Game	Black Breasted Red	Modern Game Class
Large Fowl	Modern Game	Black Breasted Red	AOSB
Bantam	Modern Game	Blue	Modern Game Class
Bantam	Modern Game	Blue Breasted Red	Modern Game Class
Bantam	Modern Game	Brown Red	Modern Game Class
Large Fowl	Modern Game	Brown Red	AOSB
Bantam	Modern Game	Ginger Red	Modern Game Class
Bantam	Modern Game	Golden Duckwing	Modern Game Class
Large Fowl	Modern Game	Golden Duckwing	AOSB
Bantam	Modern Game	Lemon Blue	Modern Game Class
Bantam	Modern Game	Red Pyle	Modern Game Class
Large Fowl	Modern Game	Red Pyle	AOSB
Bantam	Modern Game	Silver Blue	Modern Game Class
Bantam	Modern Game	Silver Duckwing	Modern Game Class
Large Fowl	Modern Game	Silver Duckwing	AOSB
Bantam	Modern Game	Splash	Modern Game Class
Bantam	Modern Game	Wheaten	Modern Game Class
Large Fowl	Modern Game	Wheaten	AOSB
Large Fowl	Modern Game	White	AOSB
Waterfowl	Muscovy	Black	Heavy Duck
Waterfowl	Muscovy	Blue	Heavy Duck
Waterfowl	Muscovy	Chocolate	Heavy Duck
Waterfowl	Muscovy	White	Heavy Duck
Large Fowl	Naked Neck	Black	AOSB
Bantam	Naked Neck	Buff	SCCL
Large Fowl	Naked Neck	Buff	AOSB
Bantam	Naked Neck	Red	SCCL

Type	Breed	Variety	Class
Large Fowl	Naked Neck	Red	AOSB
Bantam	Naked Neck	White	SCCL
Large Fowl	Naked Neck	White	AOSB
Bantam	Nankin	Rose Comb	SCCL
Bantam	Nankin	Single Comb	RCCL
Bantam	New Hampshire	Only One Variety	SCCL
Large Fowl	New Hampshire	Only One Variety	American
Bantam	Old English Game	Birchen	Game Class
Bantam	Old English Game	Black	Game Class
Large Fowl	Old English Game	Black	AOSB
Bantam	Old English Game	Black Breasted Red	Game Class
Large Fowl	Old English Game	Black Breasted Red	AOSB
Bantam	Old English Game	Black Tailed Buff	Game Class
Bantam	Old English Game	Blue	Game Class
Bantam	Old English Game	Blue Brassy Back	Game Class
Bantam	Old English Game	Blue Breasted Red	Game Class
Large Fowl	Old English Game	Blue Breasted Red	AOSB
Bantam	Old English Game	Blue Golden Duckwing	Game Class
Large Fowl	Old English Game	Blue Golden Duckwing	AOSB
Bantam	Old English Game	Blue Silver Duckwing	Game Class
Large Fowl	Old English Game	Blue Silver Duckwing	AOSB
Bantam	Old English Game	Blue Wheaten	Game Class
Bantam	Old English Game	Brassy Back	Game Class
Bantam	Old English Game	Brown Red	Game Class
Large Fowl	Old English Game	Brown Red	AOSB
Bantam	Old English Game	Columbian	Game Class
Bantam	Old English Game	Crele	Game Class
Large Fowl	Old English Game	Crele	AOSB
Bantam	Old English Game	Cuckoo	Game Class
Bantam	Old English Game	Fawn Silver Duckwing	Game Class
Bantam	Old English Game	Ginger Red	Game Class
Bantam	Old English Game	Golden Duckwing	Game Class
Large Fowl	Old English Game	Golden Duckwing	AOSB
Bantam	Old English Game	Lemon Blue	Game Class
Large Fowl	Old English Game	Lemon Blue	AOSB
Bantam	Old English Game	Mille Fleur	Game Class
Bantam	Old English Game	Quail	Game Class
Bantam	Old English Game	Red Pyle	Game Class
Large Fowl	Old English Game	Red Pyle	AOSB
Bantam	Old English Game	Self Blue	Game Class
Large Fowl	Old English Game	Self Blue	AOSB
Bantam	Old English Game	Silver Blue	Game Class
Bantam	Old English Game	Silver Duckwing	Game Class

Type	Breed	Variety	Class
Large Fowl	Old English Game	Silver Duckwing	AOSB
Bantam	Old English Game	Spangled	Game Class
Large Fowl	Old English Game	Spangled	AOSB
Bantam	Old English Game	Wheaten	Game Class
Bantam	Old English Game	White	Game Class
Large Fowl	Old English Game	White	AOSB
Bantam	Orpington	Black	SCCL
Bantam	Orpington	Blue	SCCL
Bantam	Orpington	Buff	SCCL
Bantam	Orpington	White	SCCL
Large Fowl	Orpington	Black	English
Large Fowl	Orpington	Blue	English
Large Fowl	Orpington	Buff	English
Large Fowl	Orpington	White	English
Waterfowl	Pekin	White	Heavy Duck
Large Fowl	Phoenix	Black Breasted Red	AOSB
Bantam	Phoenix	Golden	SCCL
Large Fowl	Phoenix	Golden	AOSB
Bantam	Phoenix	Silver	SCCL
Large Fowl	Phoenix	Silver	AOSB
Waterfowl	Pilgrim	Sex-Linked	Medium Goose
Bantam	Plymouth Rock	Barred	SCCL
Bantam	Plymouth Rock	Black	SCCL
Bantam	Plymouth Rock	Blue	SCCL
Bantam	Plymouth Rock	Buff	SCCL
Bantam	Plymouth Rock	Columbian	SCCL
Bantam	Plymouth Rock	Partridge	SCCL
Bantam	Plymouth Rock	Silver Penciled	SCCL
Bantam	Plymouth Rock	White	SCCL
Large Fowl	Plymouth Rock	Barred	American
Large Fowl	Plymouth Rock	Blue	American
Large Fowl	Plymouth Rock	Buff	American
Large Fowl	Plymouth Rock	Columbian	American
Large Fowl	Plymouth Rock	Partridge	American
Large Fowl	Plymouth Rock	Silver Penciled	American
Large Fowl	Plymouth Rock	White	American
Large Fowl	Polish	Non-Bearded Black Crested White	Continental
Bantam	Polish	Bearded Buff Laced	AOCCL
Large Fowl	Polish	Bearded Buff Laced	Continental
Bantam	Polish	Non-Bearded Buff Laced	AOCCL
Large Fowl	Polish	Non-Bearded Buff Laced	Continental
Bantam	Polish	Bearded Golden	AOCCL

Type	Breed	Variety	Class
Large Fowl	Polish	Bearded Golden	Continental
Bantam	Polish	Non-Bearded Golden	AOCCL
Large Fowl	Polish	Non-Bearded Golden	Continental
Bantam	Polish	Bearded Silver	AOCCL
Large Fowl	Polish	Bearded Silver	Continental
Bantam	Polish	Non-Bearded Silver	AOCCL
Large Fowl	Polish	Non-Bearded Silver	Continental
Bantam	Polish	Bearded White	AOCCL
Large Fowl	Polish	Bearded White	Continental
Bantam	Polish	Non-Bearded White	AOCCL
Large Fowl	Polish	Non-Bearded White	Continental
Bantam	Polish	Non-Bearded White Crested Black	AOCCL
Large Fowl	Polish	Non-Bearded White Crested Black	Continental
Bantam	Polish	Non-Bearded White Crested Blue	AOCCL
Large Fowl	Polish	Non-Bearded White Crested Blue	Continental
Bantam	Redcap	Only One Variety	RCCL
Large Fowl	Redcap	Only One Variety	English
Bantam	Rhode Island Red	Rose Comb	RCCL
Bantam	Rhode Island Red	Single Comb	SCCL
Large Fowl	Rhode Island Red	Rose Comb	American
Large Fowl	Rhode Island Red	Single Comb	American
Bantam	Rhode Island White	Only One Variety	RCCL
Large Fowl	Rhode Island White	Rose Comb only	American
Bantam	Rosecomb	Black	RCCL
Bantam	Rosecomb	Black Breasted Red	RCCL
Bantam	Rosecomb	Blue	RCCL
Bantam	Rosecomb	White	RCCL
Waterfowl	Rouen	Gray	Heavy Duck
Waterfowl	Runner	Black	Light Duck
Waterfowl	Runner	Buff	Light Duck
Waterfowl	Runner	Chocolate	Light Duck
Waterfowl	Runner	Cumberland Blue	Light Duck
Waterfowl	Runner	Fawn and White	Light Duck
Waterfowl	Runner	Gray	Light Duck
Waterfowl	Runner	Penciled	Light Duck
Waterfowl	Runner	White	Light Duck
Waterfowl	Saddleback Pomeranian	Buff	Medium Goose
Waterfowl	Saddleback Pomeranian	Gray	Medium Goose

Type	Breed	Variety	Class
Waterfowl	Saxony	Only One Variety	Heavy Duck
Waterfowl	Sebastopol	White	Medium Goose
Bantam	Sebright	Golden	RCCL
Bantam	Sebright	Silver	RCCL
Bantam	Serama (American)	White	SCCL
Bantam	Shamo	Black	AOCCL
Large Fowl	Shamo	Black	AOSB
Bantam	Shamo	Black Breasted Red	AOCCL
Large Fowl	Shamo	Black Breasted Red	AOSB
Large Fowl	Shamo	Dark	AOSB
Bantam	Shamo	Wheaten	AOCCL
Large Fowl	Shamo	Wheaten	AOSB
Large Fowl	Sicilian Buttercup	Only One Variety	Mediterranean
Bantam	Silkie	Bearded Black	Feather Leg
Bantam	Silkie	Non-Bearded Black	Feather Leg
Bantam	Silkie	Bearded Blue	Feather Leg
Bantam	Silkie	Non-Bearded Blue	Feather Leg
Bantam	Silkie	Bearded Buff	Feather Leg
Bantam	Silkie	Non-Bearded Buff	Feather Leg
Bantam	Silkie	Bearded Gray	Feather Leg
Bantam	Silkie	Non-Bearded Gray	Feather Leg
Bantam	Silkie	Bearded Partridge	Feather Leg
Bantam	Silkie	Non-Bearded Partridge	Feather Leg
Bantam	Silkie	Bearded Self Blue	Feather Leg
Bantam	Silkie	Bearded Splash	Feather Leg
Bantam	Silkie	Bearded White	Feather Leg
Bantam	Silkie	Non-Bearded White	Feather Leg
Bantam	Spanish	White Faced Black	SCCL
Large Fowl	Spanish	White Faced Black	Mediterranean
Waterfowl	Steinbacher	Blue	Medium Goose
Bantam	Sultan	White	Feather Leg
Large Fowl	Sultan	White	AOSB
Large Fowl	Sumatra	Black	AOSB
Large Fowl	Sumatra	Blue	AOSB
Bantam	Sussex	Light	SCCL
Large Fowl	Sussex	Light	Englih
Bantam	Sussex	Red	SCCL
Large Fowl	Sussex	Red	Englih
Bantam	Sussex	Speckled	SCCL
Large Fowl	Sussex	Speckled	Englih
Waterfowl	Swedish	Blue	Medium Duck
Waterfowl	Toulouse	Buff	Heavy Goose
Waterfowl	Toulouse	Gray	Heavy Goose

Type	Breed	Variety	Class
Waterfowl	Tufted Roman	White	Light Goose
Turkey	Turkey	Beltsville Small White	Turkey
Turkey	Turkey	Black	Turkey
Turkey	Turkey	Bourbon Red	Turkey
Turkey	Turkey	Bronze	Turkey
Turkey	Turkey	Narragansett	Turkey
Turkey	Turkey	Royal Palm	Turkey
Turkey	Turkey	Slate	Turkey
Turkey	Turkey	White Holland	Turkey
Waterfowl	Welsh Harlequin	Only One Variety	Light Duck
Bantam	Welsummer	Partridge	SCCL
Large Fowl	Welsummer	Only One Variety	Continental
Bantam	Wyandotte	Black	RCCL
Large Fowl	Wyandotte	Black	American
Bantam	Wyandotte	Blue	RCCL
Large Fowl	Wyandotte	Blue	American
Bantam	Wyandotte	Buff	RCCL
Large Fowl	Wyandotte	Buff	American
Bantam	Wyandotte	Buff Columbian	RCCL
Bantam	Wyandotte	Columbian	RCCL
Large Fowl	Wyandotte	Columbian	American
Bantam	Wyandotte	Golden Laced	RCCL
Large Fowl	Wyandotte	Golden Laced	American
Bantam	Wyandotte	Partridge	RCCL
Large Fowl	Wyandotte	Partridge	American
Bantam	Wyandotte	Silver Laced	RCCL
Large Fowl	Wyandotte	Silver Laced	American
Bantam	Wyandotte	Silver Penciled	RCCL
Large Fowl	Wyandotte	Silver Penciled	American
Bantam	Wyandotte	White	RCCL
Large Fowl	Wyandotte	White	American
Large Fowl	Yokohama	Red Shoulder	AOSB
Large Fowl	Yokohama	White	AOSB

Foods for Iowa 4-H Fairs - Quick Reference Guide (2023)

Food and nutrition exhibits involve fun and engaging food science and nutrition experiments.

Exhibits should be prepared with food safety in mind. Using unsafe ingredients or recipes could cause judges who evaluate exhibits to become ill. Plan ahead for a successful fair experience. Use these guidelines to help you select an acceptable product for exhibit, find an approved recipe source, and identify the appropriate preparation method.



Preserved Foods - Keys to Success

1 Approved Recipe Source

Between 1994-2015, significant changes have been made in home food preservation processes. As a result, recipes handed down from previous generations, found in older cookbooks, or published online may not be safe to use or exhibit.

In order to qualify for state fair in Iowa, home preserved food exhibits must follow current preservation guidelines and use an approved, tested recipe.

ISU Extension and Outreach recognizes the following as current, tested recipe sources:

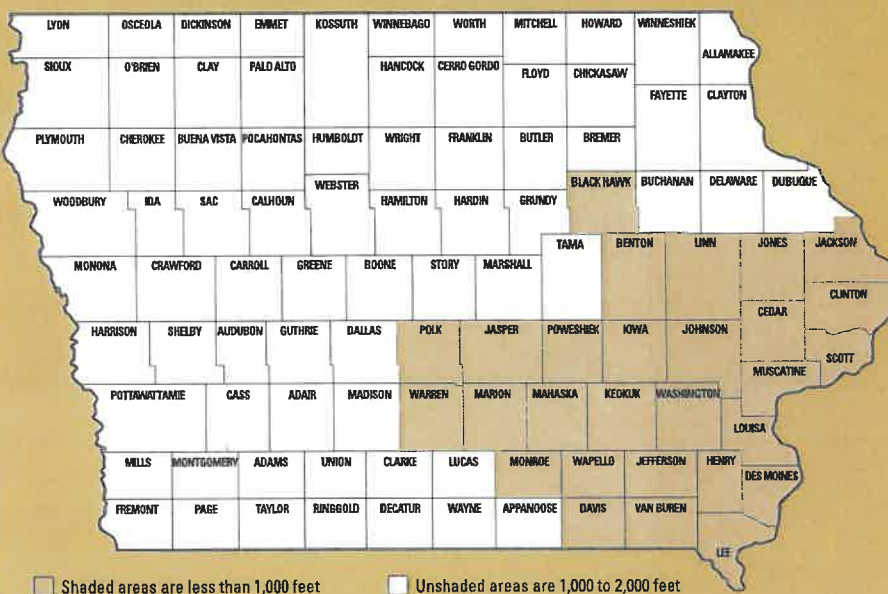
- Iowa State University Extension and Outreach's Preserve the Taste of Summer
 - Canning and Freezing Tomatoes (PM 638) store.extension.iastate.edu/Product/3990
 - Canning Fruits (PM 1043) store.extension.iastate.edu/Product/4366
 - Canning Vegetables (PM 1044) store.extension.iastate.edu/Product/4367
 - Canning Salsa (HS 21) store.extension.iastate.edu/Product/14173
 - Freezing Fruits and Vegetables (PM 1045) store.extension.iastate.edu/Product/4369
 - Making Fruit Spreads (PM 1366) store.extension.iastate.edu/Product/4785
 - Making Pickles and Pickle Products (PM 1368) store.extension.iastate.edu/Product/4787
 - Canning Meats, Poultry, Wild Game and Fish (PM 3021) store.extension.iastate.edu/Product/13757
- National Center for Home Food Preservation - nchfp.uga.edu
 - Judging Home Preserved Foods - nchfp.uga.edu/publications/nchfp/tech_bull/0Judging_Preserved_full.pdf
- USDA Complete Guide to Home Canning (2015) - nchfp.uga.edu/publications/usda/INTRO_HomeCanrev0715.pdf
- So Easy to Preserve (University of Georgia) setp.uga.edu

2 Proper Equipment and Processing Time

If pressure canning is necessary, be sure to **USE A PRESSURE CANNER NOT A PRESSURE COOKER**. A canner will hold at least 4 quart-sized jars.

Adjust the processing time based on the altitude of your location.

Altitudes of Iowa Counties



3 Ask the Experts

Contact Iowa State University Extension and Outreach **AnswerLine** with any questions. Tell them you are calling in reference to a 4-H exhibit. Calls are answered Monday through Friday, 9 a.m.–noon, 1–4 p.m.

CALL: 1-800-262-3804 or (515) 296-5883
Relay Iowa (hearing impaired) 1-800-735-2942

EMAIL: answer@iastate.edu

Preserved Foods

Home preserved food must be prepared using current, tested recipes to qualify as a fair exhibit.

	ACCEPTABLE EXAMPLES	UNACCEPTABLE EXAMPLES	METHOD NOTES
JAMS JELLIES SWEET SPREADS	<ul style="list-style-type: none"> • Fruit jams and jelly • Corn cob jelly • Pepper jelly • Tomato jam • Fruit butter • Conserves • Preserves • Marmalades 	<ul style="list-style-type: none"> • Recipes made with Jell-O® • Recipes that require refrigeration • Jars sealed with paraffin or inverted 	<ul style="list-style-type: none"> • It is highly recommended that any freezer/refrigerator/Jell-O® jams or jellies be exhibited as a written project.
PRESERVED FRUITS	<ul style="list-style-type: none"> • Whole or cut fruits 		<ul style="list-style-type: none"> • May be packed in sugar syrup, water or fruit juice.
LOW ACID VEGETABLES	<ul style="list-style-type: none"> • Beans • Carrots • Corn • Soups • Vegetable with meat 	<ul style="list-style-type: none"> • Do not pack for artistic affect ("fancy packs" or hand-placing the vegetable to produce a tight, vertical pack) unless the recipe directly states to pack this way 	<ul style="list-style-type: none"> • If recipe calls for a peeled vegetable, it must be peeled.
PICKLES AND RELISHES	<ul style="list-style-type: none"> • Cucumber • Beets • Asparagus • Carrots 	<ul style="list-style-type: none"> • Do not pack for artistic affect ("fancy packs" or hand-placing the vegetable to produce a tight, vertical pack) unless the recipe directly states to pack this way • Alum not advised 	
SALSA	<ul style="list-style-type: none"> • Canned mild salsa • Canned hot salsa • Canned fruit salsa 	<ul style="list-style-type: none"> • Fresh salsa • Pico de gallo • Recipe that a participant creates CANNOT be used as a fair exhibit 	<ul style="list-style-type: none"> • May NOT contain corn or black beans. If desired, you can add them at the time of serving.
TOMATO PRODUCTS	<ul style="list-style-type: none"> • Tomatoes • Tomato juice • Tomato sauce • Ketchup • Spaghetti sauce • BBQ sauce (canned) 	<ul style="list-style-type: none"> • Fresh BBQ sauce (not canned) 	<ul style="list-style-type: none"> • Tomato products are considered an acidified product and should be acidified according to recipe standards. Refer to the National Center for Home Food Preservation² for standards and include in your recipe explanation.
MEATS OR POULTRY	<ul style="list-style-type: none"> • Canned beef, chicken, pork, and venison 	<ul style="list-style-type: none"> • Jerky 	<ul style="list-style-type: none"> • Either raw pack or hot pack are acceptable.
HONEY		<ul style="list-style-type: none"> • Honeycomb 	<ul style="list-style-type: none"> • Package in Queenline or classic honey jar. • Density/moisture content must be measured by a refractometer.
MAPLE SYRUP	<ul style="list-style-type: none"> • Maple syrup 		<ul style="list-style-type: none"> • It is highly recommended that maple syrup exhibits should follow the instructions as outlined by University of Minnesota Extension's, Maple Syrup page. extension.umn.edu/goods-your-woods/homemade-maple-syrup
DRIED FOODS	<ul style="list-style-type: none"> • Fruits • Vegetables 	<ul style="list-style-type: none"> • Meats, including jerky 	<ul style="list-style-type: none"> • Must be completely dry (brittle texture). • Must be stored in an airtight food grade container. • Fruit leather must be brought in a plastic bag as part of a display but is not for tasting.

Baked Goods and Confections

	ACCEPTABLE EXAMPLES	UNACCEPTABLE EXAMPLES	METHOD NOTES
PERISHABLE FOOD	<ul style="list-style-type: none"> • None 	<ul style="list-style-type: none"> • Foods served hot • Foods that require refrigeration • Foods containing alcohol • Foods served or made in canning jars or containers that are not food-grade • Dips, fried foods, homemade noodles, nut butters, salads, smoothies 	<ul style="list-style-type: none"> • Perishable items (except home canned foods) that cannot be safely brought to the fair can be exhibited as a written project. Project can include pictures, explanation of steps, and evaluation of product quality from others at home.
PIES	<ul style="list-style-type: none"> • Double crusted fruit pie • Dutch apple pie 	<ul style="list-style-type: none"> • Custard, meringue, pecan, or pumpkin pies • Unbaked fruit pies • Products made with a butter-sugar mixture topping that is baked less than 45 minutes, e.g., apple or rhubarb crisps 	<ul style="list-style-type: none"> • Fruit must be cooked.
PASTRIES	<ul style="list-style-type: none"> • Croissants • Danishes • Strudels • Turnovers 	<ul style="list-style-type: none"> • Cream or custard filled 	<ul style="list-style-type: none"> • Fruit must be cooked.
CANDIES	<ul style="list-style-type: none"> • Fudge • Taffy • Candied lemon 	<ul style="list-style-type: none"> • Candies that require refrigeration • Cream cheese mints 	<ul style="list-style-type: none"> • Texture must be dry enough that it does not require refrigeration.
YEAST BREADS	<ul style="list-style-type: none"> • White, Wheat, Rye • Pretzels • Rolls • Breads with cheese that is fully incorporated (not visually detectable) 	<ul style="list-style-type: none"> • Breads containing meat, salsa, vegetables, potatoes, beans, fresh herbs or layers of cheese inside or on top of the product • Breads leavened by wild microorganisms such as sourdough, friendship bread, etc. • Caramel rolls made with milk or cream in caramel sauce 	
QUICK BREADS	<ul style="list-style-type: none"> • Coffee cakes • Muffins • Biscuits • Scones • Banana, Pumpkin, Zucchini breads 	<ul style="list-style-type: none"> • Quick breads containing meat, salsa, vegetables, beans, fresh herbs, or chunks (large or small) of cheese. 	<ul style="list-style-type: none"> • May be frosted or unfrosted. See frosting guidelines (page 4). • No baking in metal cans. • No visible chunks of cheese. It is highly suggested that you use shredded cheese.
BISCUITS	<ul style="list-style-type: none"> • Rolled or dropped biscuits • Scones 	<ul style="list-style-type: none"> • Biscuits containing meat, salsa, vegetables, beans, fresh herbs, or chunks (large or small) of cheese. 	<ul style="list-style-type: none"> • No visible chunks of cheese. It is highly suggested that you use shredded cheese.
CEREAL GRAINS	<ul style="list-style-type: none"> • Baked granola • Cereal • Crackers (containing no herbs) • Trail mixes 		<ul style="list-style-type: none"> • Must be baked. • Must be dry and in an airtight food grade container.
FLAVORED OILS/ VINEGARS	<ul style="list-style-type: none"> • None 	<ul style="list-style-type: none"> • Homemade salad dressings • Flavored vinegars with fruit peels in the product • Vinegar or oils with added herbs or garlic 	
COOKIES AND BARS	<ul style="list-style-type: none"> • Drop, rolled, pressed, or refrigerator • Black bean brownies (commercially processed beans) • Brownies, Scotcherros • No-bake cookies that do not contain flour 	<ul style="list-style-type: none"> • Lemon bars • Items that require refrigeration after baking or preparing (this excludes items that set up at room temperature) • Edible cookie dough 	<ul style="list-style-type: none"> • All doughs containing flour and eggs MUST be baked.

	ACCEPTABLE EXAMPLES	UNACCEPTABLE EXAMPLES	METHOD NOTES
CAKES	<ul style="list-style-type: none"> • Foam • Sponge • Shortened • Cupcakes • Angel food • Pound • Chocolate 	<ul style="list-style-type: none"> • Carrot • Cake filled or topped with any product requiring refrigeration • Cake filled, garnished, or topped with fresh fruit • Fruit filled cakes containing chunks of fruit • Pineapple upside down cake 	<ul style="list-style-type: none"> • May be frosted or unfrosted. Frosting is required if decorating skills are part of the goal. • No baking in metal cans.
FROSTING AND GLAZES	<ul style="list-style-type: none"> • Commercially canned frostings, e.g., German chocolate, cream cheese • Sprinkle of powdered sugar • Traditional vanilla buttercream (butter, powdered sugar, extract, milk) • Glazes made with powdered sugar and water only 	<ul style="list-style-type: none"> • Cream cheese frosting made from scratch • German chocolate frosting made from scratch • Ganache • 7-minute frosting • Fresh juice or zest 	<ul style="list-style-type: none"> • It is highly suggested that exhibits be presented without frosting unless the frosting is part of the exhibit goal.

No endorsement of products or firms is intended nor is criticism implied of those not mentioned.

Developed by Shannon Coleman, associate professor and state human sciences specialist in food safety and Lena Frank (alum), department of food science and human nutrition. Reviewed by Beth Marrs and Marlene Geiger, AnswerLine specialists; and Gail Castillo, 4-H Youth Development risk management specialist, all with Iowa State University Extension and Outreach.

Copyright © 2018 Iowa State University of Science and Technology, Iowa State University Extension and Outreach. All rights reserved. This institution is an equal opportunity provider. For the full non-discrimination statement or accommodation inquiries, go to www.extension.iastate.edu/diversity/ext. HS 76 December 2022

Allamakee County 4-H
Livestock Share-a-Project Guidelines
(Due May 15 with Livestock Identification Forms)

1. A “Shared” project is any project or animal that is not owned by the 4-H'er or his/her immediate family (parents, siblings, guardians). Animals owned by distant family—aunts, uncles, cousins or grandparents—are considered shared animals.
2. ***The objective of the share-a-project agreement is to allow 4-H'ers who cannot house or own a large animal (beef, sheep, dairy, swine, goats, horse, dog) to learn the skills of feeding, management, care and training of animals and to show at the fair. Through this experience they also learn the skills of decision making, information gathering, communication, responsibility, and self-confidence.***
3. Share-a-project will allow exhibitors to make a written agreement with someone owning large animals, and exhibit an animal at the fair as long as the requirements of the agreement were fulfilled. Share-a-project Agreement Forms are due by May 15 along with the Livestock Identification Form. These animals are not eligible for State Fair and cannot be sold at the Allamakee County Livestock Auction.
4. Exhibitors are only eligible for shared projects if they or their direct family (parents, siblings) do not own any other animals of that species. The number of shared animals an exhibitor may show is limited to: **one breeding beef entry; one breeding sheep pen; two horse entries; two dog entries; three dairy cattle entries; three dairy goat entries; one breeding meat goat; three rabbits.**
5. Animals identified as part of a 4-H project cannot be identified or exhibited as an FFA project or vice versa.
6. The 4-H'er agrees to provide a majority of the management, care and training for this animal. This includes, but is not limited to, the management, proper feeding, grooming, exercising, health and veterinary expenses, exhibitor's fees, training, boarding, etc. The 4-H'er is expected to manage and care for the animal at least from May 15 through the end of the exhibiting season (county fair).
7. The 4-H'er agrees to make all reasonable efforts to keep the animal safe in pens or stalls, pastures or corrals, and to care for the animal as if he or she was the legal owner. The 4-H'er has the right to exhibit this animal in all Allamakee County 4-H related activities.
8. Iowa 4-H reserves the right to disqualify shared animals of owners who have previously violated 4-H rules.

Allamakee County 4-H Livestock Share a Project Agreement

(Due May 15 with Livestock Identification Forms)

4-H'er _____ Club _____

Address, City, State, Zip _____

Phone _____

Owner of Animal _____ Phone _____

Address City, State, Zip _____

Project Area _____ Animal ID Number _____

Responsibilities of the owner of the animal

(Check all that apply and list details – how often, how much, when, where, etc.)

Housing, bedding

Feed, water

Health requirements, (vaccinations, medication, veterinarian fees)

Daily Care (chores, training, grooming, time commitment, etc.)

Equipment (halters, feeders, grooming, etc.)

Transportation

Insurance (loss of animal, liability, check into costs)

Responsibilities of the 4-H member (all that apply):

(Check all that apply and list details – how often, how much, when, where, etc.)

- Housing, bedding
- Feed, water
- Health requirements (vaccinations, medication, veterinarian fees)
- Daily Care (chores, training, grooming, time commitment etc.)
- Equipment (halters, feeders, grooming, etc.)
- Transportation
- Insurance (loss of animal, liability, check into costs)

Financial Agreement (For Recordkeeping Purposes)

Date of beginning of project _____ Projected end of project date _____

Value of animal at beginning of project _____

Write details of financial agreement between owner and 4-H'er. Include how financing of project will be arranged, if applicable, and if a market animal, when animal will be sold and how money from sale of animal will be divided. Fair premium money, ribbons, trophies, and 4-H award money from donors will be given to the 4-H member.

I have read and agree to fulfill the terms of the above management agreement and Livestock Share-a-Project Guidelines. I understand that failure to carry through with the terms of the agreement or guidelines may result in returning the animal to the owner and/or ineligibility to show the animal at the Allamakee County Fair. This agreement must be approved by the Allamakee County Youth and 4-H Committee who will determine the consequences for non-compliance.

Signature of 4-H'er _____ **Date** _____

I verify my child's statement.

Signature of parent/guardian _____ **Date** _____

I agree to fulfill the terms of the above management agreement.

Signature of owner of animal _____ **Date** _____

Revised February 2013

S:\4-H\Fair Folders\Fair Folders\Entry Forms\Share a project guidelines

4H 202 ANIMAL IDENTIFICATION AND EXHIBITING REQUIREMENTS FOR COUNTY, STATE AND INTERSTATE SHOWS

GENERAL 4-H AGE REQUIREMENTS

- County Fair – Must have completed 4th grade.
- State Fair – Must have completed 5th grade.
- Interstate and National Shows – Follow specific show requirements.

A 4-H member is eligible through 12th grade (or that equivalent). These grade requirements apply unless a particular show is more restrictive. A 4-H member becomes ineligible to exhibit beyond the county level upon completion of the calendar year of high school graduation. In the event that a 4-H member has dropped out of high school, they are only eligible to exhibit livestock through the calendar year that his or her class graduated.

4-H members must be in good standing in their county to make entry to a state or interstate show. Any 4-H member who violates the code of ethics or other fair rule may be denied entry and exhibition at a county, state, or interstate show.

QUALITY ASSURANCE CERTIFICATION

- 4-H members exhibiting livestock at both county fairs and Iowa State Fair in beef, dairy, meat goat, poultry, rabbit, sheep, or swine are required to be certified.
- Youth must receive certification in YQCA (Youth for the Quality Care of Animals).
- County offices implement quality assurance certification, contact yours for training and testing details.

GENERAL ANIMAL REQUIREMENTS

- An animal may be identified by only one 4-H member. See "Ownership Requirements" section for exceptions involving horses and dogs.
- Animals identified as part of a 4-H project cannot also be identified or exhibited as an FFA project. Youth however may identify separate animals in the same division. For example, a youth may ID market lambs A, B and C in 4-H, and market lambs D, E and F in FFA, or horses A and B in 4-H and horses C and D in FFA.
- Animals offered for sale in an animal auction, whether live or online, are considered to have changed ownership. This applies even if bought back by the original owner or if the owner refuses a bid or says, "No Sale." Exhibitors may participate in a ribbon auction as long as they don't sell the project animal.
- All animals must meet health requirements as outlined by the state veterinarian.

OWNERSHIP REQUIREMENTS

- All animals must be identified by an individual 4-H member. When registration papers are involved, the papers must be in the 4-H member's name or show a logical family relationship. For example, Jones Family Farms shows a logical family relationship to Emily Jones, but B&G Farms does not. For specific beef registration requirements, refer to Iowa Junior Beef Breeds rules as many beef breed associations require registration papers solely in the individual's name.
- All animals are to be owned by the 4-H member. Counties may have sharing or leasing options for certain species and may require a leasing form (i.e. horse) or other paperwork. Check with your county extension office for these alternatives.
- Animals changing ownership or leasing after being identified for a project are ineligible to be exhibited as 4-H animals for that 4-H year.

*EXCEPTIONS TO INDIVIDUAL IDENTIFICATION: Horse and dog project animals can be identified by more than one 4-H member provided the members are all 4-H members and are siblings. Sibling definition includes brother, sister or step-siblings with one common parent/guardian. The same animal(s) cannot be identified by one sibling in 4-H and another sibling in FFA.

ANIMAL CARE & HOUSING

4-H animal projects are required to be in the personal possession and regular care of the 4-H member who owns or leases them. Under certain circumstances, animals can be physically housed at a nearby location and within a reasonable distance to the 4-H member's place of residence, but the 4-H member must take an active and majority role in the daily care of the project animal(s). 4-H county and/or state staff reserve the right to acquire housing location addresses at the beginning of the 4-H project year and make location visits as deemed necessary to ensure involvement of the 4-H member.

WEIGHING AND TAGGING

Weighing and tagging must be conducted under the direction of state or county 4-H program staff. Weigh-in information may be collected on paper identification forms. 4-H families are responsible for entering animal identification information (i.e. tag, weight, etc.) into 4-H Online by the designated deadlines. County 4-H staff will

4H 0202 Revised November 2022



review identification data, but ultimate responsibility for accuracy and completeness rests upon the 4-H family. Animals are not required to weigh-in at the county of residence, but county 4-H staff must be aware and approve animals attending a weigh-in outside the county. Official 4-H approved ear tags must be used for all designated species.

REGIONAL AND NATIONAL SHOWS

- This publication states only Iowa 4-H requirements regarding age of the exhibitor and animal identification and weighing requirements for county and state shows. Each livestock show prints a premium book outlining rules and regulations for that particular show. Most regional and national shows post premium book and entry information on their website.
- Youth are responsible for knowing the rules contained in the premium book.

IMPORTANT DEADLINES

FEBRUARY 1: All market steers and market heifers must be owned and identified in 4-H Online by February 1. By the time of the weigh-in, the animal(s) must be cared for by the 4-H member. In addition to having an official 4-H tag and beginning weight collected, all Iowa State Fair market beef must have retinal images collected.

MAY 15: All other animals, with the exception of pets, poultry, and rabbits, must be owned and identified by May 15. Rabbits must be identified by July 1. By the time of the weigh-in, the animal(s) must be cared for by the 4-H member. All animals must be identified in 4-H Online. See below pages for specific weigh-in and identification requirements for each species.

SPECIES ID REQUIREMENTS FOR COUNTY, STATE AND INTERSTATE SHOWS

MARKET BEEF [STEERS AND HEIFERS]

- Maximum of 10 head can be identified.
- Official Iowa 4-H tag and weighed at a county weigh-in.
- Retinal images (required for State Fair).
- 4-H Online ID required by February 1.

FEEDER CALF

- Maximum of 6 head can be identified.
- Must be identified properly for county fair requirements (tag, sex, birth date, etc.).

DAIRY CATTLE

- Maximum of 20 head can be identified.
- 4-H Online ID required by May 15.

BREEDING BEEF

- Maximum of 10 head can be identified (total for purebred and commercial).
- 4-H Online ID required by May 15, including:
 - ◊ All heifers MUST have birth date listed.
 - ◊ Iowa State Fair-eligible animals MUST have a tattoo listed (both registered and commercial); calfhood vaccination is not acceptable identification as the primary tattoo. Secondary method of identification for ALL breeding beef is needed. This can be a calfhood vaccination number or an official 4-H ear tag if the animal is not registered.

DAIRY GOAT

- Maximum of 20 head can be identified.
- 4-H Online ID required by May 15.

DOG

- Maximum of 4 head can be identified.
- 4-H Online ID required by May 15.
- Rabies vaccination date and information required.
- Animal can be identified by more than one 4-H member (immediate sibling or step-sibling only), but cannot be identified as 4-H under one sibling and FFA under another sibling.

HORSE

- Maximum of 5 head can be identified.
- Animal cannot be identified under both 4-H and FFA.
- Animal can be identified by more than one 4-H member (immediate sibling or step-sibling only), but cannot be identified as 4-H under one sibling and FFA under another sibling.
- 4-H Online ID required by May 15.
- ALL horses are required to have photos uploaded into 4-H Online by May 15 (both county and state fair).

MEAT GOAT

- Maximum of 20 head can be identified in 4-H Online.
- Animals can only be identified under ONE 4-H member, and cannot be identified as both 4-H and FFA.
- 4-H Online ID required by May 15.
- ALL State Fair meat goats (market animals and breeding does) must have a 4-H tag (or official tattoo for does).
- Retinal images required for all Iowa State Fair meat goats; both breeding and market.
- Birth date required for breeding does in 4-H Online by May 15.

PETS

- 4-H Online ID is optional; refer to your county fair rule requirements.

POULTRY

- 4-H Online ID is optional for county and/or State Fair; refer to your county for ID requirement at the county level.
- State Fair market broilers must make special entry by May 1.

RABBIT

- Maximum ID of 30 animals can be identified.
- 4-H Online ID required by July 1 (State Fair).

SHEEP

- Maximum of 30 head can be identified in 4-H Online.
- Animals can only be identified under ONE 4-H member, and cannot be identified as both 4-H and FFA.
- 4-H Online ID required by May 15.
- ALL State Fair sheep (market, commercial and purebred breeding) must have a 4-H tag, weighed and retinal images collected at a county weigh-in by May 15.
- Commercial and purebred ewe lambs must be born on or after January 1.

SWINE

- Maximum of 40 head can be identified in 4-H Online.
- Animals can only be identified under ONE 4-H member, and cannot be identified as both 4-H and FFA.
- 4-H Online ID required by May 15.
- ALL State Fair swine (breeding and market) must have a DNA collection sample on file by May 15.
- Breeding gilts must be farrowed on or after January 1.



Find this publication online at <https://store.extension.iastate.edu/product/194>.

Revised in 2022 by Mike Anderson, Iowa State University Extension and Outreach 4-H Ag & Natural Resources Program Manager.

This institution is an equal opportunity provider. For the full non-discrimination statement or accommodation inquiries, go to www.extension.iastate.edu/diversity/ext.



Iowa State University Extension and Outreach 4-H Youth Development Iowa 4-H Code of Conduct for Youth and Families

The Iowa 4-H Code of Conduct applies and will be enforced with 4-H youth, 4-H parents/guardians, and 4-H families.

- While participating in or attending a 4-H sponsored program (e.g. club meeting, project meeting, activity, event, learning opportunity).
- While participating in or attending a 4-H event or while on premises used for 4-H purposes (e.g. County Fair, State Fair, show ring, exhibit building, barn, food stand).
- While representing Iowa 4-H to the public
- Additional programs, events, or opportunities may have additional rules and expectations.
- At all times throughout a 4-H youth's participation when behavior outside of the Iowa 4-H puts youth at risk or has the potential to put youth at risk.

The opportunity to participate in and/or volunteer with Iowa 4-H is a privilege and honor, not a right. All youth participants and parents/guardians supporting their child's participation in 4-H are expected to review and agree to abide by the Iowa 4-H Code of Conduct before becoming involved with Iowa 4-H.

1. I understand that the Iowa 4-H Youth Development program is a non-formal education program in which I have a choice to participate. I accept my responsibility to engage in program activities and to excuse myself from this program if it does not meet my personal learning objectives. I recognize the organization has the responsibility and authority to remove youth who are disruptive to the 4-H Youth Development program, violate the Iowa 4-H Code of Conduct, the standards of the 4-H Pledge and Motto or federal, state or local laws.
2. I accept my responsibility to represent the Iowa State University Extension and Outreach 4-H Youth Development program by holding myself to the standards of the 4-H pledge and motto. I will refrain from behavior that negatively represents myself, my family, my community, 4-H or Iowa State University. I will act in a respectful and responsible manner during all 4-H programs.
3. I acknowledge that the 4-H program utilizes competition related to project work as a tool for learning. I will ensure that my project exhibits are appropriate and respectful. I will demonstrate good sportsmanship, encourage this behavior in others, and not allow this behavior to detract from the learning experience. I will not let my personal desire to win overshadow the needs of the group.
4. I accept my personal responsibility to be informed and follow the policies, rules, and deadlines established by Iowa 4-H. I will not cheat, lie, knowingly furnish false information, deceive, or otherwise engage in dishonest, unethical or illegal behaviors. I will not encourage others to disregard or intentionally violate conditions of Iowa 4-H participation.
5. I will comply with directions of 4-H officials acting in the performance of their duties. I will not obstruct or disrupt any 4-H program or encourage others to engage in such conduct. I understand that a judge's decision is final.
6. I will strive to be a positive role model. I will treat youth, parents, volunteers, extension and outreach staff, judges and others with respect, courtesy and consideration.
7. I will communicate (oral, written and electronic) in an open, honest, respectful manner in all

situations involving the 4-H program. I will refrain from communication that is negative, offensive, destructive or hurtful to others. I will refrain from sharing private matters in a public group setting.

8. I will promote a spirit of inclusion and welcome participation of individuals from all backgrounds. I will not engage in or tolerate harassment in any form, (For example bullying, slander, put-downs, insults, taunting, name calling, yelling, profane language, sexual innuendos and other comments or hostile behaviors likely to offend, hurt or set a bad example.)
9. I will ensure a safe environment for myself and others by not carelessly or intentionally harming youth or adults in any way: emotionally, mentally, physically, socially, verbally or non-verbally.
10. I will not possess, offer, or use tobacco, electronic smoking devices (including but not limited to e-cigs, vapes, juuls), alcohol or illegal substances. I will not attend 4-H programs under the influence of alcohol or any illegal substance.
11. I will respect the property of others. I will not use, abuse, or take another individual's personal belongings. I will not damage facilities.

Infractions to the Iowa 4-H Code of Conduct will be addressed by the Iowa 4-H Program, the local County Extension District, or their appointed representatives. Infractions to the Iowa 4-H Code of Conduct will result in consequences. The consequences may range from a verbal warning to the loss of privileges (e.g. participation at the event or future events, forfeiture of awards or other forms of recognition, forfeiture of positions of leadership, limitation on volunteer responsibilities) to full removal from the Iowa 4-H Program.

County: _____

Signature of Member: _____ Date: _____

Signature of Parent/Guardian: _____ Date: _____

IOWA STATE UNIVERSITY

Extension and Outreach

Iowa State University Extension and Outreach does not discriminate on the basis of age, disability, ethnicity, gender identity, genetic information, marital status, national origin, pregnancy, race, color, religion, sex, sexual orientation, socioeconomic status, or status as a U.S. veteran, or other protected classes. (Not all prohibited bases apply to all programs.) Inquiries regarding non-discrimination policies may be directed to the Diversity Advisor, 2150 Beardshear Hall, 515 Morrill Road, Ames, Iowa 50011, 515-294-1482, extdiversity@iastate.edu. All other inquiries may be directed to 800-262-3804.



Bio- Security and Fairs

What You Need to Know

Fairs create an environment that results in the intermingling of people from different backgrounds as well as animals from various locations and different species. Many of these situations are counter to what 4-H producers have been taught in herd and flock health management.

While fairs provide an opportunity for youth to participate in animal oriented group activities, they also represent a potential threat to the health of any livestock herd or flock and the financial well-being of an industry.

To protect the health and well being of all animals and the exhibitors, the following points should be followed:

- Meet or exceed all health requirements for all animals as established by the state veterinarian.
- Bio-security is one of the reasons for health inspections. Have your animals checked by a veterinarian regularly and follow a your veterinarians suggested health program for exhibited animals
- Booster vaccinations should be given as recommended by your veterinarians prior to exhibiting animals
- Request a health certificate
- Leave unhealthy or contagious animals at home. Public settings such as fairs are not the place for animals with ringworm, club lamb fungus, warts, eye infections, draining wounds, respiratory diseases and other contagious diseases.
- Provide adequate feed and water during exhibition.
- Keep housing facility clean of manure and waste bedding.
- Make sure animals have adequate space and proper ventilation.
- Use your own barn cleaning equipment such as pitch forks, shovels, etc. and keep them clean. This goes for show equipment such as clippers and combs as well. Avoid sharing equipment with other exhibitors.
- Practice good personal hygiene. Disinfect boots and equipment often, as well as wash your hands frequently.
- Change or wash clothes and shoes worn at the fair before returning home to work with other animals.
- Be cautious as to who has contact with your animals. Discourage fair visitors from petting or feeding your animals. If so, encourage them to wash their hands.
- Be on guard for visitors that might intend harm to exhibited animals and report suspicious people or activities to the show security.

After the Fair

If you take your show animals off the farm and expose them to other animals, there is also the possibility of spreading germs or diseases.

After the fair, when you return your animals to your farm, strictly isolating exhibited animals from other animals for at least two weeks.

Thoroughly clean to remove all soil and manure from your equipment and trailer, rinse to remove soap, then disinfect.

Exhibiting livestock is an enjoyable and educational experience for most young people. Following a few simple guidelines will help keep you and your livestock healthy during and following the show season.

IOWA STATE UNIVERSITY

University Extension

... and justice for all

The U.S. Department of Agriculture (USDA) prohibits discrimination in all its programs and activities on the basis of race, color, national origin, gender, religion, age, disability, political beliefs, sexual orientation, and marital or family status. (Not all prohibited bases apply to all programs.) Many materials can be made available in alternative formats for ADA clients. To file a complaint of discrimination, write USDA, Office of Civil Rights, Room 326-W, Whitten Building, 14th and Independence Avenue, SW, Washington, DC 20250-9410 or call 202-720-5964.

Issued in furtherance of Cooperative Extension work, Acts of May 8 and June 30, 1914, in cooperation with the U.S. Department of Agriculture. Jack Payne, Director, Cooperative Extension Service, Iowa State University of Science and Technology, Ames, Iowa.



**2023 HEALTH REQUIREMENTS FOR THE EXHIBITION OF LIVESTOCK, POULTRY
AND BIRDS AT STATE FAIR, DISTRICT SHOWS AND EXHIBITIONS**

SECTION 1 – GENERAL

- A. All animals, poultry and birds intended for exhibition within the State of Iowa will be considered under quarantine and not eligible for showing until the owner or agent presents a CERTIFICATE OF VETERINARY INSPECTION, stating the animals, poultry or birds are apparently free from symptoms of infectious or communicable diseases as determined on clinical inspection by an accredited veterinarian within 30 days (14 days for sheep and 7 days for swine) prior to date of entry to exhibition grounds.
- B. **Please Note** (Veterinarian and Exhibitor): The Certificate of Veterinary Inspection must include the name of the owner or exhibitor and 911 address of the site the animal(s) reside, the name and 911 address of the exhibition, and shall only be used for one exhibition.
- C. INDIVIDUAL CERTIFICATES OF VETERINARY INSPECTION WILL NOT BE REQUIRED in certain classes if the division superintendent has made prior arrangements with the official fair veterinarian to have all animals and/or birds inspected on arrival and prior to exhibition.

ANY EVIDENCE OF WARTS, RINGWORM, FOOT ROT, PINK EYE, DRAINING ABSCESSSES, OR ANY OTHER CONTAGIOUS DISEASE WILL ELIMINATE THE ANIMAL FROM THE SHOW.

**CONSULT YOUR STATE AND/OR COUNTY FAIR BOOK FOR ADDITIONAL OR
SUPPLEMENTAL REGULATIONS.**

SECTION 2 – ALL CATTLE

All cattle intended for exhibition shall have individual official identification and be accompanied by a Certificate of Veterinary Inspection that lists official identification. Examples of acceptable official identification include but may not be limited to; a USDA approved alphanumeric tag, Brucellosis (calfhoo) vaccination tag, purebred registry tattoo (if Certificate of Veterinary Inspection is accompanied with registration papers that shows purebred registry tattoo), or USDA approved RFID or 840 series tag. This is not the same as the definition below under market beef.



TUBERCULOSIS (Iowa is Class Free):

Cattle originating from an accredited-free state or zone may be exhibited without other testing requirements when accompanied by a Certificate of Veterinary Inspection that lists official individual identification (see above). Cattle from a herd or area under quarantine for tuberculosis may not be exhibited. Cattle from a state or zone which is not an accredited-free state or zone must meet the following requirements:

1. An individual animal test conducted within 60 days of the exhibition, or
2. Originate from a tuberculosis accredited-free herd, with the accredited herd number and date of last test listed on the Certificate of Veterinary Inspection.

BRUCELLOSIS (Iowa is Class Free):


- A. Native Iowa cattle originating from a herd not under quarantine can be exhibited without other testing requirements when accompanied by a Certificate of Veterinary Inspection, showing official individual identification.
- B. Cattle originating outside the state must meet one of the following requirements:
 1. Originate from Brucellosis Class "Free" states when accompanied by a Certificate of Veterinary Inspection and showing individual official identification, or
 2. Official vaccinates under 24 months (beef), 20 months (dairy) when accompanied by a Certificate of Veterinary Inspection, showing official calfhood vaccination and individual official identification, or
 3. Animals of any age originating from a herd not under quarantine when accompanied by a Certificate of Veterinary Inspection, showing a report of a negative brucellosis test conducted within 30 days prior to opening date of exhibition and individual official identification, or
 4. Originate from a certified brucellosis free herd, accompanied by a Certificate of Veterinary Inspection, showing individual official identity, herd number, and date of last test, or
 5. Calves under 6 months of age when accompanied by a Certificate of Veterinary Inspection, showing individual official identification.




NOTES:

1. All brucellosis tests must have been confirmed by a State-Federal Laboratory.
2. All nurse cows that accompany calves to be exhibited must meet above health requirements.
3. All cattle and bison originating from states not officially classified as brucellosis or tuberculosis free must obtain a pre-entry permit from the Iowa State Veterinarian's Office. (515-281-5547)
4. Official individual identification listed on a Certificate of Veterinary Inspection required for all cattle and bison of any age **coming in from out of state** used for rodeos, recreational events, shows and exhibitions.
5. Trichomoniasis testing is not required for rodeo or exhibition bulls temporarily in the state that leave after the event. Effective February 12, 2014, bulls intended for sale must have a negative trichomoniasis test within 30 days prior to importation and no subsequent sexual exposure. The test results must be noted on the Certificate of Veterinary Inspection. The testing requirement does not apply to virgin bulls under 24 months of age and needs to be noted on the Certificate of Veterinary Inspection the bull(s) is a "virgin" or not sexually exposed to any female cattle.

SECTION 3 – MARKET BEEF CATTLE (All cattle other than BREEDING CATTLE)

Steers and beef-type heifers exhibited in market classes must be accompanied by a Certificate of Veterinary Inspection, showing individual official identification for each animal and originate from a herd not under quarantine. **NOTE:** Official identification tags must have US shield  to be official ID tag.

Examples of acceptable official identification are; a USDA approved alphanumeric tag, Brucellosis (calhood) vaccination tag, or purebred registry tattoo, or USDA approved RFID or 840 series tag. 4H and FFA tags bearing the US shield  are also official ID.



SECTION 4 – SWINE

GENERAL:

1. All swine shall originate from a herd or area not under quarantine. All swine shall have official identification and be accompanied by a Certificate of Veterinary Inspection. The Certificate of Veterinary Inspection shall indicate that a licensed and accredited veterinarian has inspected the swine and that the swine appear free from symptoms of any infectious or communicable disease. An initial inspection shall have occurred within seven days prior to the date of entry into the exhibition site. All swine shall be inspected again upon arrival at the exhibition site and before the swine are unloaded or leave a designated and isolated inspection area. Biosecurity and sanitary practices shall be implemented for all inspections. All identification is to be recorded on the pseudorabies test chart and the Certificate of Veterinary Inspection. Electronic identification will not be considered official identification for exhibition purposes. Registration ear notches for registered swine are not considered official ID.
2. **Swine exhibition requirements.** “Swine exhibition” means an exhibit, demonstration, show, or competition involving an event on the state fairgrounds, a county fair, or other exhibition event. The sponsor of the exhibition must retain an Iowa licensed veterinarian to supervise the health of the swine at the exhibition location. The sponsor must electronically file the approved registration form and obtain approval from the state veterinarian at least 30 days before the event. The registration form includes the name of the exhibition and the address and telephone number of its location; the name, address and telephone number of the veterinarian; and the date of the planned exhibition. Sales of swine will not be allowed unless the event has been registered and received approval from the state veterinarian 30 days prior to the event.
3. **Swine exhibition report required.** The sponsor of the swine exhibition shall electronically submit to the department the approved report form within five business days after the conclusion of the exhibition. The form includes the name of the exhibition and the address and telephone number of its location; the name, address and telephone number of the veterinarian; the date that the exhibition occurred; the name, address and telephone number of the owner of the swine; and the address and telephone number of the premises from which the swine was moved after the exhibition if such premises is a different premises.



BRUCELLOSIS (Iowa is Class Free):

1. Native Iowa Swine – No brucellosis test required for exhibition purposes.
2. Swine from Out of State – All breeding swine six months of age and older must either:
 - A. Originate from a Brucellosis Class "Free" state; or
 - B. Originate from a brucellosis validated herd with herd certification number and date of last test listed on the Certificate of Veterinary Inspection; or
 - C. Have a negative brucellosis test conducted within 60 days prior to show and confirmed by a state-federal laboratory.

AUJESZKY'S DISEASE (PSEUDORABIES) - ALL SWINE (Iowa is Stage V)

1. Native Iowa swine – No pseudorabies testing requirements prior to the exhibition will be necessary for native Iowa swine.
2. Swine originating outside Iowa – All exhibitors must present a test record and Certificate of Veterinary Inspection that indicate that each swine has had a negative test for pseudorabies within 30 days prior to the show (individual show regulations may have more restrictive time restrictions), regardless of the status of the herd, and that lists the individual official identification. Electronic identification will not be considered official identification for exhibition purposes.

SECTION 5 – SHEEP

1. All animals must be individually identified on a Certificate of Veterinary Inspection and originate from herds or areas not under quarantine. The Certificate of Veterinary Inspection for sheep will require clinical inspection by an accredited veterinarian within 14 days prior to date of entry to exhibition grounds.
2. All sexually intact sheep must be identified with an individual Scrapie Flock of Origin identification tag or another official Scrapie tag, and this tag number must be listed on the Certificate of Veterinary Inspection. For Scrapie Flock of Origin tags, the tag number listed on the Certificate of Veterinary Inspection must include the flock identification number and the individual animal number – Ex. IA1234-5678. (IA1234 is the Scrapie Flock identification number and 5678 is the individual number.) For other official Scrapie tags, the complete tag numbers (for serial tags for example: IAAC5818) must be listed on the Certificate of Veterinary Inspection.



3. Wethers less than 18 months of age are required to have an individual identification and a Scrapie tag may be used, but a Scrapie tag is not required.
4. **Any evidence of club lamb fungus, ringworm, draining abscesses, foot rot, sore mouth, or any other contagious disease will eliminate the animal from the show.**

SECTION 6 – GOATS

1. All animals must be individually identified on a Certificate of Veterinary Inspection and originate from herds or areas not under quarantine. The Certificate of Veterinary Inspection for goats will require clinical inspection by an accredited veterinarian within 30 days prior to date of entry to exhibition grounds.
2. All sexually intact goats must be identified with:
 - a. An individual Scrapie Flock of Origin identification tag, or
 - b. another official Scrapie tag, or
 - c. An official Scrapie tattoo registered with USDA (to register, call 1-866-USDA-TAG).
 - d. For each sexually intact goat, the complete Scrapie identification number must be written on the Certificate of Veterinary Inspection as follows:
 - i. For Scrapie Flock of Origin tags, the tag number listed on the Certificate of Veterinary Inspection must include the flock identification number and the individual animal number – Ex. IA1234-5678. (IA1234 is the Scrapie Flock identification number and 5678 is the individual number.)
 - ii. For other official Scrapie tags, the complete tag numbers (for serial tags for example: IAAC5818) must be listed on the Certificate of Veterinary Inspection
 - iii. For tattoos, the complete tattoo number (both the Scrapie herd tattoo prefix and individual number) must be listed on the Certificate of Veterinary Inspection.
 - iv. The Certificate of Veterinary Inspection must also include a statement certifying the herd's participation in the Scrapie program.

If you use tattoos instead of Scrapie tags:

- ***Complete numbers from both ears (or complete tail or flank numbers) must be listed on the Certificate of Veterinary Inspection.***
- ***Herd tattoo prefix must be registered with USDA by calling 1-866-USDA-TAG (1-866-873-2824).***
- ***A statement must be included on the Certificate of Veterinary Inspection indicating that the herd participates in the Scrapie program, and listing the official tattoo registered to the herd.***



3. Wethers less than 18 months of age are required to have an individual identification and a Scrapie tag may be used, but a Scrapie tag is not required.
4. **Any evidence of club lamb fungus, ringworm, draining abscesses, foot rot, sore mouth, or any other contagious disease will eliminate the animal from the show.**
5. Goats originating from outside of the state exhibiting at a state or district show and considered for sale at the exhibition - must originate from a state certified brucellosis free herd, or the animal(s) exhibited must have a negative brucellosis test performed within 90 days of the exhibition. In addition, they must originate from a herd having a whole-herd negative Tuberculosis test within the last twelve months, or the animal(s) exhibited must have a record of a negative tuberculosis test performed within 90 days of exhibition. Brucellosis and tuberculosis class “free” state status for bovines is not recognized for goats moving into Iowa.

Goats originating from outside of the state exhibiting at a state or district show and returning to the premises of origin are exempt from testing requirements if the Certificate of Veterinary Inspection meets all general requirements, identification requirements and has the following statement written by the licensed accredited veterinarian on the Certificate of Veterinary Inspection: **“The goat(s) listed are for exhibition only and not for resale.”**

SECTION 7 – HORSES AND MULES

All horses shall be accompanied by a Certificate of Veterinary Inspection with individual identification, or a description of the individual animal. These requirements apply to all horses entering the fairgrounds.

Native Iowa horses and mules can be exhibited when accompanied by an individual Certificate of Veterinary Inspection listing a description of the individual animals.

All equine originating from outside the state shall be accompanied by a Certificate of Veterinary Inspection listing a description of the individual animals; and indicating that each animal six months of age and older in the shipment has had a negative official equine infectious anemia test within twelve months of importation. The testing laboratory, accession number, and date of test must appear on the Certificate of Veterinary Inspection, or a copy of the Coggins (EIA) test paper must be presented.



SECTION 8 – POULTRY AND BIRDS

All poultry exhibited must come from U.S. Pullorum-Typhoid clean or equivalent flocks, or have had a negative Pullorum-Typhoid test within 90 days of public exhibition and the test must have been performed by an authorized tester. (SEE GENERAL SECTION 1.B) **Please note: Poultry purchased from a hatchery and raised for exhibition are not exempt from Pullorum-Typhoid testing requirements.**

SECTION 9 – DOGS AND CATS

All dogs and cats exhibited must have a current rabies vaccination certificate (SEE GENERAL SECTION 1.B)

SECTION 10 – FARM DEER

Accredited veterinarians must be approved to administer tuberculosis tests on Cervidae.

“Cervidae” means all animals belonging to the cervidae family, and “CWD susceptible cervidae” means whitetail deer, blacktail deer, mule deer, red deer, elk and moose.

1. *Native Iowa cervidae.* Native Iowa cervidae may be exhibited from a herd not under quarantine without additional testing for brucellosis or tuberculosis. Native Iowa cervidae may be exhibited without other testing requirements when accompanied by a Certificate of Veterinary Inspection that lists individual official identification.

- A. All CWD susceptible cervidae must have originated from a chronic wasting disease monitored or certified herd in which these animals have been kept for at least one year or were natural additions. Cervidae originating from a herd with a diagnosis, signs, or epidemiological evidence or an area under quarantine for chronic wasting disease shall not be exhibited. The following statement must appear on the Certificate of Veterinary Inspection:

“All Cervidae on this certificate originate from a chronic wasting disease monitored or certified herd in which these animals have been kept for at least one year or were natural additions. There has been no diagnosis, signs, or epidemiological evidence of chronic wasting disease in this herd for the past year.”



B. Other Cervidae – For all other cervidae, the following statement must appear on the Certificate of Veterinary Inspection:

“All Cervidae on this certificate have been part of the herd of origin for at least one year or were natural additions to this herd. There has been no diagnosis, signs, or epidemiological evidence of chronic wasting disease in this herd for the past year.”

2. *Cervidae originating outside Iowa* – Cervidae originating outside Iowa must obtain an entry permit from the State Veterinarian’s Office prior to import into Iowa. Cervidae originating outside Iowa which are six months of age or over must originate from a herd not under quarantine and be tested negative for Tuberculosis (TB) within 90 days of exhibition by the Single Cervical Tuberculin (SCT) test (Cervidae), or Dual Path Platform (DPP) blood test, or originate from an Accredited Herd (Cervidae), or originate from a Qualified Herd (Cervidae), with test dates shown on the Certificate of Veterinary Inspection. Herd status and SCT test are according to USDA Tuberculosis Eradication in Cervidae Uniform Methods and Rules effective January 22, 1999.

Cervidae originating outside Iowa which are six months of age or over must also be tested negative for Brucellosis within 90 days of exhibition, or originate from a Certified Brucellosis Free Cervid Herd, or a Cervid Class Free Status State (Brucellosis). This negative status must be determined by Brucellosis tests approved for cattle and bison and tested in a cooperative state-federal laboratory.

- A. All CWD susceptible cervidae must have originated from a chronic wasting disease monitored or certified herd in which these animals have been kept for at least one year or were natural additions. The originating herd must have achieved a CWD status equal to completion of five years in an approved CWD monitoring program, and the CWD herd number and enrollment date must be listed on the Certificate of Veterinary Inspection. Cervidae originating from a herd with a diagnosis, signs, or epidemiological evidence or an area under quarantine for chronic wasting disease shall not be exhibited. The following statement must appear on the Certificate of Veterinary Inspection:

“All Cervidae on this certificate originate from a chronic wasting disease monitored or certified herd in which these animals have been kept for at least one year or were natural additions. There has been no diagnosis, signs, or epidemiological evidence of chronic wasting disease in this herd for the past year.”



- B. Other Cervidae – For all other cervidae, the following statement must appear on the Certificate of Veterinary Inspection:

“All Cervidae on this certificate have been part of the herd of origin for at least one year or were natural additions to this herd. There has been no diagnosis, signs, or epidemiological evidence of chronic wasting disease in this herd for the past year.”

SECTION 11 – RABBITS AND OTHER SPECIES

(SEE GENERAL SECTION 1.B)

THE VETERINARY INSPECTOR IN CHARGE SHALL ORDER ANY ANIMALS, POULTRY OR BIRDS, WHEN FOUND TO BE INFECTED WITH ANY CONTAGIOUS OR INFECTIOUS DISEASES, TO BE REMOVED FROM THE FAIR OR EXHIBITION.

Mike Naig
Secretary of Agriculture
Iowa Department of Agriculture
and Land Stewardship

Jeff Kaisand, D.V.M.
State Veterinarian
Bureau of Animal Industry



2023 HEALTH REQUIREMENTS FOR EXHIBITION OF LIVESTOCK, POULTRY AND BIRDS AT A COUNTY 4H/FFA FAIR EXHIBITION


ANY EVIDENCE OF WARTS, RINGWORM, FOOT ROT, PINK EYE, DRAINING ABSCESSSES OR ANY OTHER CONTAGIOUS OR INFECTIOUS CONDITION WILL ELIMINATE THE ANIMAL FROM THE SHOW.

No individual Certificate of Veterinary Inspection will be required on Iowa origin animals or poultry exhibited at County 4-H/FFA Fair, but the animals must be inspected when unloaded or shortly thereafter by an accredited veterinarian. Swine are required to be inspected either before being unloaded or before leaving a designated isolation and inspection area (prior to mixing with any other pigs). All animals moving from out of state into an Iowa county 4H/FFA Fair must meet Iowa Animal and Livestock Importation requirements. Each show must have an official veterinarian.

Quarantined animals or animals from quarantined herds cannot be exhibited.

Official identification listed on a Certificate of Veterinary Inspection required for all cattle and bison of any age **coming in from out of state** used for rodeos, recreational events, shows and exhibitions.

SWINE

All swine must originate from a herd or area not under quarantine and must be individually identified. All swine are required to have individual official identification. All 4-H and FFA tags bearing the US shield  are official identification tags.

Swine originating outside of Iowa. All exhibitors must present a test record and Certificate of Veterinary Inspection that indicate that each swine has had a negative test for pseudorabies within 30 days prior to the show (individual show regulations may have more restrictive time restrictions), regardless of the status of the herd, and show individual official identification on test report. Electronic identification will not be considered official identification for exhibition purposes.

Swine exhibition requirements. “Swine exhibition” means an exhibit, demonstration, show, or competition involving an event on the state fairgrounds, a county fair, or other exhibition event. The sponsor of the exhibition must retain an Iowa licensed veterinarian to supervise the health of the swine at the exhibition location. The sponsor must electronically file the approved registration form and obtain approval from the state veterinarian at least 30 days before the event. The registration form includes the name of the exhibition and the address and telephone number of its location; the name, address and telephone number of the veterinarian; and the date of the planned exhibition. Sales of swine will not be allowed unless the event has been registered and received approval from the state veterinarian 30 days prior to the event.



Swine exhibition report required. The sponsor of the swine exhibition shall electronically submit to the department the approved report form within five business days after the conclusion of the exhibition. The form includes the name of the exhibition and the address and telephone number of its location; the name, address and telephone number of the veterinarian; the date that the exhibition occurred; the name, address and telephone number of the owner of the swine; and the address and telephone number of the premises from which the swine was moved after the exhibition if such premises is a different premises.

SHEEP AND GOATS

All sexually intact sheep must have an individual Scrapie Flock of Origin identification tag (Ex. IA1234-5678) or another official Scrapie tag. All sexually intact goats must be identified with an individual Scrapie Flock of Origin identification tag (Ex. IA1234-5678), another official Scrapie tag, or by an official tattoo registered with USDA (to register, call 1-866-USDA-TAG; 1-866-873-2824). Wethers less than 18 months of age are required to have an individual identification and a Scrapie tag may be used, but a Scrapie tag is not required.

POULTRY AND BIRDS

All poultry exhibited must come from U.S. Pullorum-Typhoid clean or equivalent flocks, or have had a negative Pullorum-Typhoid test within 90 days of public exhibition and the test must have been performed by an authorized tester. (SEE GENERAL SECTION 1.B) **Please note: Poultry purchased from a hatchery and raised for exhibition are not exempt from Pullorum-Typhoid testing requirements.**

However, "Market Classes" of poultry consigned to a slaughter establishment are exempt from the Salmonella testing requirements. "Market Classes" of poultry must be separated from all other poultry by a distance of ten or more feet and/or an eight-foot-high solid partition.

DOGS AND CATS

All dogs and cats exhibited must have a current rabies vaccination certificate.



FARM DEER

Accredited veterinarians must be approved to administer tuberculosis tests on Cervidae.

“Cervidae” means all animals belonging to the cervidae family, and “CWD susceptible cervidae” means whitetail deer, blacktail deer, mule deer, red deer, elk and moose. Native Iowa Cervidae may be exhibited without other testing requirements when accompanied by a Certificate of Veterinary Inspection that lists individual official identification.

All Cervidae must have been part of the herd of origin for at least one year or were natural additions, or must have originated from a chronic wasting disease monitored or certified herd in which these animals have been kept for at least one year or were natural additions. Cervidae originating from a herd with a diagnosis, signs, epidemiological evidence, or area under quarantine for chronic wasting disease may not be exhibited. The following statement must appear on the Certificate of Veterinary Inspection:

“All Cervidae on this certificate have been part of the herd of origin for at least one year or were natural additions to this herd. There has been no diagnosis, signs, or epidemiological evidence of chronic wasting disease in this herd for the past year.”

THE DECISION OF THE OFFICIAL SHOW VETERINARIAN WILL BE FINAL.

Jeff Kaisand, D.V.M., State Veterinarian
Iowa Department of Agriculture and Land Stewardship

