



IOWA STATE UNIVERSITY
Extension and Outreach

Allamakee County Extension
218 7th Ave SE Suite #102
Waukon, IA 52172
Phone 563-568-6345
Fax 563-568-6346
www.extension.iastate.edu/allamakee

March 2019

Dear 4-H and FFA Families:

This is your new edition of the 4-H and FFA Fairbook for the 2019 Allamakee County Fair. Your fairbook is designed to be “renewable”— updates are sent to 4-H families each year, and full copies of the fairbook are printed on an every other year basis. For returning members, your original copy was in a blue binder. Please replace your current fairbook with this 2019 edition.

The Extension Office provides one free copy of the Fairbook to each 4-H family. Updates are sent to each family every year. Additional copies of the Fairbook will be available at the Extension Office for \$5.00 each. New families will receive a complimentary copy of the Fairbook upon enrollment.

Please visit <https://www.extension.iastate.edu/allamakee/page/member-info> to print off any pages you see necessary or to view the Fairbook online.

The Fair Board will also be printing their own fairbook with other fair rules. Items in Fair Board’s book include the open class rules and classes, fair events and schedules, entry forms and sponsor information.


We hope you find this fairbook easy to use. Please call the Extension Office with any comments or questions you may have.

See you at the Fair!

Allamakee County Extension Office

Allamakee County Fair

July 17-21, 2019



2019 4-H & FFA Fairbook




Table of Contents

Allamakee County Fair Schedule of 4-H/FFA Events

County Youth Program Staff and Volunteers, Club and Leader Listing, Project Club, and Superintendent List

2019 Fairbook Updates

General Rules for 4-H Building Exhibits	3
Clover Kids	4
Guidelines for Conference Judging Day	4
Expressions Day & Style Show	5
4-H Communication Event.....	5
Educational Presentation.....	5
Working Exhibit	5
Share-The-Fun	5
Extemporaneous Speaking	6
Clothing Selection	6
\$15 Challenge	6
Fashion Revue	7
Animals.....	7
Animal Science, Veterinary Science, & Pets	7
Agriculture & Natural Resources	7
Crop Production, Environment & Sustainability, Horticulture & Plant Science, Home Grounds Improvement, Outdoor Adventures, Safety & Education in Shooting Sports, Other Ag. & Natural Resources, Garden Vegetables	7
Herbs, Ornamentals, Vegetable Combinations, Small Fruits & Tree Fruits, Flowers & Houseplants, Jumbo or Most Unusual Vegetables, Item Constructed from Garden Produce, Bucket of Flowers, Home Judged Garden	8
Creative Arts.....	8
Music, Photography	8
Digital Photography, Alternative/Creative Photography, Photography Idea/Educational Display, Visual Arts, County Class	9
Family & Consumer Sciences	9
Child Development, Clothing & Constructed/Sewn Garments & Accessories	9
Clothing & Fashion Purchased, Garments & Accessories, Clothing & Fashion Other Ideas/Educational Exhibits, Consumer Management, Food & Nutrition Prepared & Preserved Product, Food & Nutrition Educational Display, Health, Home Improvement, Sewing & Needle Arts, Sewing & Needle Arts Other ideas/Educational Exhibits, Other Family & Consumer Science.....	10
Personal Development	10
Citizenship & Civic Engagement, Communication, 4-H Poster Communication.....	10
Digital Storytelling, Leadership, & Self-Determined	11
Science, Engineering & Technology.....	11
Mechanics, Automotive, Electric, Small Engine, Tractor, Welding, Woodworking, Science, Engineering & Technology	11
Continued on back.....	

General Rules for Livestock Exhibits	12
Entry	12
Protests	13
Ethics & Sportsmanship, Herdsmanship, & Showmanship.....	13
Safety, Health	14
Dairy Auction & Livestock Auction	14
Swine	15
Market Swine & Derby Swine	15
Sheep	15
Market Lambs, Commercial Breeding Sheep, & Purebred Breeding Sheep	15
Meat Goat	16
Breeding Doe, Meat Goat & Market Dairy Goat	16
Beef	17
Breeding Beef & Market Beef	17
Bucket/Bottle Calf	17
Rabbits	18
Meat Rabbits, Commercial (Six Class) Rabbits, & Fancy (Four Class) Rabbits	18
Poultry	19
Market Poultry, Market Derby Poultry, Production Poultry, & Exhibition or Purebred Poultry	19
Dairy Goats	20
Dairy Cattle.....	21
Dog	21
Horse & Pony	22

Appendix: Inappropriate Food for Iowa Fairs – Quick Reference Guide; Design Elements & Art Principles; 4-H Livestock Share-a-Project Guidelines and Agreement; 4H 202 ID Requirements; Iowa Youth Code of Ethics, Bio Security and Fairs; 2019 Health Requirements for Exhibition of Livestock, Poultry and Birds at a County 4-H/FFA Fair Exhibition

2019 ALLAMAKEE COUNTY FAIR SCHEDULE OF 4-H/FFA EVENTS

Sunday, June 23

- 1:00 p.m. Clothing/Communications Judging, Extension Office, Waukon
6:30 p.m. SHARE-THE-FUN JUDGING and STYLE SHOW, Allamakee Fairgrounds Pavilion, Waukon

Saturday, July 13

- 9:00 a.m. 4-H BUILDING & FAIRGROUNDS CLEAN UP (River Valley Panthers, West Ridge Riders)
10 a.m.-1 p.m. 4-H Exhibit Building open for club decorating
10 a.m.-1 p.m. Barns Open for Set-Up
2:00 p.m. DOG OBEDIENCE JUDGING in the Show Barn

Tuesday, July 16

- 9:00 a.m. CONFERENCE JUDGING AND 4-H BUILDING ENTRY DAY, Fairgrounds Pavilion
7:00 p.m. 4-H/FFA Youth Showcase, Fair Queen Crowning, Pavilion

Wednesday, July 17

- LIVESTOCK ENTRY DAY - Entry Time 10:00 a.m. to 9:00 p.m. Weigh-In starts at 5:00 p.m. ends at 8:00 p.m.
(Rabbit & Poultry Check-In 4 p.m. – 7 p.m.) * Pullorum testing will be at the Extension Office, 3:00 p.m.-5:00 p.m.

Thursday, July 18

- 8:00 a.m. SWINE JUDGING in the Swine Arena (photos after the show)
10:00 a.m. 4-H Exhibit Building open to public
1:00 p.m. SHEEP JUDGING in the Show Barn (photos after the show)
MEAT GOAT JUDGING following Sheep Judging
BOTTLE LAMB LEAD following Goat Classes
3:00 p.m. Clover Kid Pet Show (swine arena)
4:00 p.m. Non-Livestock State Fair exhibitor's photos taken (4-H Building)
5:00 p.m. Ag Olympics in Show Barn
10:00 p.m. Exhibit buildings close

Friday, July 19

- 9:00 a.m. BEEF JUDGING in the Show Barn (photos after each class)
BUCKET/BOTTLE CALF PROJECT JUDGING: following showmanship
10:00 a.m. 4-H Exhibit Building open to public
3:00 p.m. RABBIT JUDGING in Rabbit/Poultry Barn
POULTRY JUDGING following Rabbit Judging (photos after the show)
10:00 p.m. Exhibit buildings close

Saturday, July 20


- 8:30 a.m. DAIRY GOAT JUDGING in the Show Barn
DAIRY CATTLE JUDGING following Goat Show (photos after each class)
10:00 a.m. 4-H Exhibit Building open to public
2:00 p.m. DAIRY AUCTION in the Show Barn
2:30 p.m. PEE WEE DAIRY SHOW
4:00 p.m. DOG SHOW in the Show Barn (photos after the show)
10:00 p.m. Exhibit buildings close

Sunday, July 21

- 9:00 a.m. HORSE JUDGING in the Horse Arena (photos after each class)
Horse Game & Events - following horse classes at the Horse Arena
12:00 p.m. 4-H Exhibit Building open to public
3:00 p.m. Non-auction livestock released from fair
4:00 p.m. Projects Released from 4-H Building
4:00 p.m. Appreciation Supper (Elon PMC, 4-H Toppers, Mississippi Mad Scientists)
5:00 p.m. 4-H/FFA LIVESTOCK AUCTION in the Show Barn

Monday, July 22

- 9:00 a.m. 4-H BUILDING & FAIRGROUNDS CLEAN UP (Clover Chasers, Ludlow Future Farmers)



2019 ALLAMAKEE COUNTY STAFF & VOLUNTEER LIST

EXTENSION STAFF

Kendra Crooks
4-H and Youth Development
Specialist

Morgan Bjerke
County Youth Coordinator

Becky Rea
4-H K-12 Program Coordinator

Julie Christensen
Office Coordinator

Lana Dahlstrom
Office Assistant

FFA STAFF

Jessica O'Connor
Allamakee Community
Schools

Nick Zuercher
Postville Community Schools

Ray Rankin
Eastern Allamakee Schools

ALLAMAKEE COUNTY EXTENSION COUNCIL

Bobbi Baxter, Fairboard Rep,
YDC Rep.

Anglea Carlson, Secretary

Kevin Fossum, Chairman

Nate Gebel, YDC Rep.

Caitlin Johnson, Vice-
Chairman, YDC Rep.

Lynn Reburn

Annette Stock, Treasurer

Brittany Tilleraas

Chad Waters

4-H COUNTY COUNCIL

Allie Bieber

Brandon Bieber

Shara Cota, YDC Rep.

Diana Davison, YDC Rep.

Taya Duehr

Madalyn Ellingson

Kaylee Gibbs

Jenn Kloke

4-H COUNTY COUNCIL con't

Logan Kucera

Ashley Liddiard

Ainsly Lydon

Andrew Mellick

Madelyn Moser

Caleb Opfer

Madalyn Palmer

Faith Palmer

Soraya Reyes, YDC Rep.

Tessa Rubendall

Blake Stortz

Morgan Stortz

Robert White

Shelby Wyninger

Morgan Bjerke, Advisor

Shelby Bodley, Advisor

EXTENSION 4-H & YOUTH DEVELOPMENT COMMITTEE

Amy Hagen

Reid Mahoney

Nicole Meyer

Meghan Palmer

Sam Schwartz

Dan White

Caitlin Johnson

Bobbi Baxter

CLUB & LEADER LISTING

4-H Flyers

Jessica Brainard

4-H Toppers

Kerri Gibbs

Michelle Kiel

Bear Creek Kids

Deb Hammel

Teresa Wiemerslage

Cherry Valley Chums

Jill Dehning

Jenny Rankin

Dan White

Nooch White

Clover Chasers

Rachel Myers

Elon PMC

Brad Berns

Mark Stock

Independent Membership

Lynn Hanson

Ludlow Future Farmers

Michelle Byrnes

Amy Opperman

Greta Rubendall

Nate Gebel

Kati Nolting

Mississippi Mad Scientists

Jennifer Davis

Mary Ann Gramlich

Teresa Schaefers

River Valley Panthers

Shelby Bodley

Brett Yohe

West Ridge Riders

Angela Carlson

Caitlin Johnson

Laura Mellick

PROJECT CLUBS

Dairy Judging Team

Aaron Palmer

Dog Classes

Chris Anderson

Jill Dunham

Brittany Tilleraas

Kaylonna McKee

Horse Project

Lana Dahlstrom

Nikki Fish

Kathy Schacht

Janet Steiner

SUPERINTENDENT LIST**Swine**

Patrick Monroe
Jessica O'Connor
Nicole Meyer

Swine Assistant

Jeffrey Sweeney

Sheep

Matt Howe

Meat Goat

Brad Berns

Beef

Ed Bieber
Nick Tilleraas
Kerry Troendle

Beef Assistants

Koal Deering
Tanner Deering
Jack Heffern

Poultry

Diana Johnson
Jeff Johnson

Rabbits

Ray Rankin

Dairy & Dairy Goats

Don Dee
John Hanson
Sam Schwartz

Dairy Assistants

Robert Hanson
Brad Kerndt
Mary Kerndt

Dog

Chris Anderson
Jill Dunham
Brittany Tilleraas

Horse

Lana Dahlstrom
Michelle Dee
Janet Steiner

COMMITTEE LIST**Fundraising/Event****Committee**

Reid Mahoney
Diana Davison
Shara Cota
Amy Hagen

Grievance Committee

Nicole Meyer
Meghan Palmer
Dan White
Sam Schwartz

Recognition/Awards**Committee**

Bobbi Baxter
Caitlin Johnson
Meghan Palmer
Nate Gebel
Soraya Reyes

2019 FAIRBOOK RULE UPDATES

Below you will find updated rule information for the 2019 Allamakee County Fairbook. Please replace your entire 2018 Fairbook with your NEW 2019 Allamakee County Fairbook.

2019 Allamakee County Fair Schedule of 4-H/FFA Events

Changed dates

General Rules for Livestock Exhibits

Page 12 – Amend Rule:

ENTRY

12. a. Beef: A minimum weight of 950# has been established for smaller dairy breeds.

Page 14 - Amend Rule:

HEALTH

33. Any animal showing evidence of contagious diseases will be unable to be shown. Disqualified animals must be removed from the barn and Fairgrounds immediately. Any animal found to have external parasites, will be disqualified and exhibitor must remove it from the premises immediately.

a. Health related decisions will be addressed by the Fair Veterinarian.

LIVESTOCK AUCTION

6. A check-off fee will be assessed for each beef each hog, and each sheep sold through the auction. This fee will be taken from exhibitor checks. Check off fees are determined per commodity at time of cosigning livestock for the auction. 11. A county bank will clerk the Livestock Auction. Checks will be available for pick up at the Extension Office, please read your 4-H newsletter for more information.

Page 15 - SWINE – DEPARTMENT 171

Amend Rule:

7. Classes in the department will be split by the superintendents using weights obtained at the fair weigh-in, with no more than 13 exhibits in a group.

Page 16-17 – MEAT GOAT – DEPARTMENT 108

CLASS B- MEAT GOAT

Lot 0001 – Meat Goat – a goat fed for meat purposes of a meat breed or crossbred of meat breed

Lot 0002 – Market Dairy Goat- castrated male fed for meat purposes of a dairy breed or a crossbred of dairy breed

Amend Rules:

1. Entries are open to any breed or crossbred wether (castrated male) and/or doe kid born after January 1 of current year.
 - a. All entries in each lot will show together regardless of breed or registry status.
2. The meat/dairy goat weigh-in will be held the same day as the market lamb weigh-in in May. The recommended weight for goats at that time is 35 lbs. Meat Goats will be weighed and tagged. Each exhibitor may weigh-in six animals. This total of 6 head can be made up of all dairy goats, all meat goats, or a combination of dairy and meat goats.
3. The Rate of Gain awards will be given to the top three exhibitors who weighed in at the spring weigh-in. Each exhibitor gets one entry in the contest-the meat goat/market dairy goat with the best ROG.
 - a. ROG will be awarded to the top three Meat Goats and the top three Market Dairy Goats.
4. Grooming: Market animals will be presented for judging in a clean and show-shaved condition (shaving as per recommendations).
 - b. Dairy Goats clipping is optional. Any clipping is recommended before arrival on the grounds. No painting, powdering and/or artificial coloring is allowed.
6. Horns: Exhibitors will be required to have horns disbudded, dehorned or tipped blunt enough to not be a safety hazard on all market wethers (Meat Goats and Market Dairy Goats) before arrival on the Fairgrounds. Removal of horns on Fairgrounds is NOT permitted.

12. Show classes and class weights will be split into market meat goat and market dairy goat classes per Meat Goat Superintendents discretion after the Fair entry weigh-in.

Meat Goat Show Order:

Breeding Meat Goats
Champion Breeding Meat Goat
Market Meat Goat
Champion Market Meat Goat
Rate of Gain - Market Meat Goat
Market Dairy Goat
Champion Market Dairy Goat
Rate of Gain – Market Dairy Goat
Champion Goat Showman
Lamb/Goat Lead

Page 17 – BEEF – DEPARTMENT 101

Amend Rule:

MARKET BEEF

3. A minimum weight of 1000 pounds has been established for market beef. Smaller dairy breeds a minimum weight of 950 pounds has been established. Animals under minimum weight will not qualify for blue ribbon placing and cannot be sold at the auction.

Page 18 RABBITS – DEPARTMENT 151

Amend Rule:

1. An exhibitor may show a maximum of 5 lots of rabbits. More than one entry per class will be allowed in the Commercial (Six Class) and Fancy (Four Class) Rabbit Classes.
 - a. Example: An exhibitor could show Lot 001- Fryer Pen and Lot 002 – Fryer Individual that must come from the pen lot. Or an exhibitor could show Lot 002- Fryer Individual and Lot 006 – Stewer Individual.
 - b. Exhibitors are limited to selling one lot per department in the 4-H/FFA Livestock Auction. A lot may be made of: One market meat rabbit pen or a single meat rabbit.

Per the Standard of Perfection of rabbit Breeds, updated meat rabbit weights and added Argente Brun breed to the rabbit breeds

Page 21-22 - DOG – DEPARTMENT 111

Amended Rule:

7. Any dog that is sick or in season/heat; will not be eligible to participate or allowed on the fairgrounds including, but not limited to any or all 4-H dog classes, seminars, workshops, and dog show

Page 22-24 - HORSE & PONY – DEPARTMENT 121

IDENTIFICATION & ENTRY

10. Showmanship and horsemanship divisions are as follows: Senior Division- Grades 10-12; Intermediate Division - Grade 7-9; Junior Division – Grades 4-6.

Amended and Added Rules

Appearance of Horse

15. The horse's body condition and overall fitness should be assessed. The hair coat should be clean, well-brushed, and in good condition. The mane, tail, forelock, and wither tuft may not contain ornaments (ribbons, bows, etc.), but may be braided or banded for English or Western. RED ribbons are allowed only in tails of horses that kick except for draft mules and saddle seat horses. The length of mane and tail may vary, as long as they are neat, clean, and free of tangles. The bridle path, eyebrows, and long hair on the head and legs may be clipped in accordance of breed and or riding discipline standards.
16. Supplemental hair in mane and tail is not permitted in any division. Example; tail/mane extensions.
17. Hooves should be properly trimmed and if shod, the shoes should fit correctly and clinches should be neat. Hooves must be clean and may be painted black or with clear hoof dressings, or shown naturally.

18. Surgical alteration: •Any surgical or inhumane procedure that could affect the performance of a horse/pony or alter its natural conformation or appearance is prohibited, except for the sole purpose of protecting the animal.
- Upon discovery of administration of prohibited surgical procedures, show management shall disqualify the horse and report the matter to the Extension office and Fairboard.
 - A judge may, at his or her discretion, penalize a horse/pony for a seemingly "dead" tail that merely dangles between the legs and does not show normal response.

EXHIBITOR CONDUCT

22. a. Exhibitors, parents, guardians, leaders and volunteers are expected to conduct themselves in an appropriate manner at all times. Those that do not conduct themselves appropriately will be asked to leave the premises.

JUDGING PROCEDURES

26. Patterns (showmanship, horsemanship, trail) will be posted prior to show time.

CLASS A - HALTER CLASS

Lot 010 – 10 year & older horse (this class may be split upon June 15 paperwork/superintendent discretion)

Lot 59 – Senior Showmanship (10-12 grades)

Lot 60 – Int. Showmanship (7-9 grades)

Lot 61 – Junior Showmanship (4-6 grades)

CLASS B - GAMES & PERFORMANCE CLASSES

Lot 100 – Sr. Horsemanship (10-12 grades)

Lot 101 – Int. Horsemanship (7-9 grades)

Lot 102 – Jr. Horsemanship - Walk - Trot (4-6 grades)

(Please see class description for your age group, it will be the grade you just completed in the spring)

Lot 103 – Senior Pleasure (8-12 grades)

Lot 104 – Junior Pleasure (4-7 grades)

(Exhibitors may enter either the Walk-Trot Class or Pleasure Class but not both)

Lot 105 – Senior Walk Trot (8-12 grades)

Lot 106 – Junior Walk-Trot (4-7 grades)

Lot 107 – Senior Egg & Spoon (8-12 grades)

Lot 108 – Junior Egg & Spoon (4-7 grades)

Lot 109 – Junior Trail Class (NW of arena) (4-6 grades)

Lot 110 – Int. Trail Class (NW of arena) (7-9 grades)

Lot 111 – Senior Trail Class (NW of arena) (10-12 grades)

Lot 112 – Gamblers Elimination (all ages)

Game classes will be run on an every other year basis.

Odd years

Lot 120 – Senior Barrel Race (10-12 grades)

Lot 121 – Int. Barrel Race (7-9 grades)

Lot 122 – Junior Barrel Race (4-6 grades)

Lot 123 – Senior Flag Race (10-12 grades)

Lot 124 – Int. Flag Race (7-9 grades)

Lot 125 – Junior Flag Race (4-6 grades)

Lot 126 – Senior Poles (10-12 grades)

Lot 127 – Int. Poles (7-9 grades)

Lot 128 – Junior Poles (4-6 grades)

Lot 129 – Senior Key Hole (10-12 grades)

Lot 130 – Int. Key Hole (7-9 grades)

Lot 131 – Junior Key Hole (4-6 grades)

Lot 132 – Senior Plug (10-12 grades)

Lot 133 – Int. Plug (7-9 grades)

Lot 134 – Junior Plug (4-6 grades)

Even years

Lot 120 – Senior Barrel Race (10-12 grades)

Lot 121 – Int. Barrel Race (7-9 grades)

Lot 122 – Junior Barrel Race (4-6 grades)

Lot 140 – Senior Milk Can Race (10-12 grades)

Lot 141 – Int. Milk Can Race (7-9 grades)

Lot 142 – Junior Milk Can Race (4-6 grades)

Lot 143 – Senior Tail Spin (10-12 grades)

Lot 144 – Int. Tail Spin (7-9 grades)

Lot 145 – Junior Tail Spin (4-6 grades)

Lot 146 – Senior Scurry (10-12 grades)

Lot 147 – Int. Scurry (7-9 grades)

Lot 148 – Junior Scurry (4-6 grades)


Lot 149 – Senior Figure 8 Race (10-12 grades)

Lot 150 – Int. Figure 8 Race (7-9 grades)

Lot 151 – Junior Figure 8 Race (4-6 grades)

Appendix

- Change years accordingly for all species
- Update Poster Communication Themes



GENERAL RULES FOR 4-H BUILDING EXHIBITS

These departments are open to youth who are participating in 4-H Youth Development Programs conducted by Iowa State University Extension and Outreach.

All exhibitors are responsible to read and comply with the Allamakee County Fair 4-H General Exhibit Rules, 4-H General Rules and Regulations, and all 4-H department exhibit class rules and regulations.

Exhibitors must meet club guidelines and have an Application to Participate on file by June 15 to exhibit at the Allamakee County Fair.

A 4-H project is a year-long activity to build knowledge of the project subject material. Projects are selected at enrollment time. A 4-H'er may or may not bring an exhibit from their project list to the Allamakee County Fair.

1. Most exhibit classes have specific guidelines and requirements that will be included in the judging process. Members are highly encouraged to go to <http://www.extension.iastate.edu/4h/projects> to find information about judging criteria for exhibits that they create from their 4-H project learning.
 2. Exhibitors must be 4-H'ers of an Allamakee County 4-H Club prior to May 1. The 4-H'er must have a current enrollment form completed. Age for exhibiting at the Allamakee County Fair (grade just completed):
 - Clover Kids (K-3)
 - Juniors - Grades 4, 5, or 6
 - Intermediates - Grades 7 or 8
 - Seniors - Grades 9, 10, 11 or 12
 3. Eligible exhibits are an outgrowth of work done as a planned part of the 4-H'ers participation in 4-H projects or programs during the current 4-H year. Exhibits can be done by an individual or group and may represent all or part of the learning in the project or program.
 4. Exhibitors in 4-H classes are not eligible to exhibit in a similar department of the FFA divisions or vice-versa. See also "4-H Department General Rules and Regulations".
 5. Exhibits previously entered in an FFA Ag Science Fair or any other FFA event or competition may not be entered in any 4-H exhibit class.
 6. Exhibits that do not comply with the class description, size guidelines, copyright restrictions, safety and approved methods will be disqualified and not put on public display at the Allamakee County Fair.
 7. If the exhibitor chooses a display to illustrate what was learned:
 - Posters may not exceed 24" x 36" in size.
 - Chart boards, graph boards, project presentation boards, model displays, bi-fold/tri-fold boards, etc., may not exceed 48" x 48" in size. Maximum size is determined by measuring the flat (unfolded) dimensions.
 8. Endangered and threatened plants and animals (includes insects), or songbird feathers and nests may NOT be used in any exhibit.
 9. Copyrighted materials and designs may not be used in an exhibit that is presented as original work by the exhibitor. Exhibitors must include permission from the copyright holder/owner when using copyrighted materials. Exhibitors must give proper credit to the original source of all materials/designs used in exhibits. (See *special rules for Visual Arts and general copyright information for 4-H'ers.*)
 10. The 4-H'er's goal and applicable exhibit standards will form the basis of the evaluation process. Evaluation criteria will include demonstrated learning, workmanship and techniques, and general appearance and design. Exhibitors will receive written evaluation comments on the exhibits and a blue, red, or white ribbon. The following ribbons will also be awarded:
 - Achievement – Lavender
 - Honorable Mention – Fuchsia
 - Alternate State Fair – Peach
 - Selected for State Fair – Green Rosette
 11. A written explanation, audio recording, or video recording is to be included as part of each exhibit. The exhibitor should respond briefly to the following questions about the exhibit:
 - What did you plan to learn or do? (What was your exhibit goal(s)?)
 - What steps did you take to learn or do this?
 - What were the most important things you learned?
- ***Check for additional requirements in exhibit classes for Food and Nutrition, Photography, and Visual Arts. Exhibits in the Clothing & Fashion, Sewing & Needle Arts, Home Improvement and Visual Arts Classes must identify and include a written description of the design elements and/or art principles used in the exhibit. Refer to the design elements and/or art principles reference in the Appendix.
12. All judges' decisions are final.
 13. Each item in an exhibit must be securely labeled, including the name of the exhibitor, club, and class number.
 14. Exhibits will be entered at conference judged on the Tuesday of fair week starting at 9:00 a.m. Clubs will be assigned specific times to present their entries. All exhibits will be displayed in the club booths at the 4-H Building. State Fair and Alternate State Fair selections will be displayed in designated areas.
 15. Exhibits will be released Sunday at 4:00 p.m. and no later than 6:00 p.m. Any exhibits removed prior to this time will result in a forfeit of premium money by the exhibitor. All

exhibits will be removed from the building after 6:00 p.m. and taken to the Extension Office.

Other Exhibit Information:

16. The Fair Board, 4-H Leaders, 4-H & Youth Development Committee Members, County 4-H Council or the Extension personnel will not be responsible for damages or loss of exhibits. Responsibility for theft, loss or damage of articles rests solely on the exhibitor.
17. Items selected to advance to the Iowa State Fair, must fit easily into a car for transportation to and from the State Fair. Due to the size and value of some exhibits; some exhibitors may need to provide transportation to and from the Iowa State Fair.
18. The 4-H & Youth Development Committee strongly encourages members to wear 4-H shirts and black, white, or blue jeans while at the Fair.
19. Each exhibit must have an entry tag, exhibit label, goal write-up, and Conference Judging Entry Form filled out completely and attached to the exhibit. Conference Judging Entry Forms must be handed in by the exhibitor after being judged. Failure to do so will mean no record of placing and therefore no premium can be awarded.
20. Exhibitors advancing to State Fair must have been in 5th grade and above in the last school year and have completed one or more years in 4-H.
21. The conference judging experience is for the exhibitors' personal growth. Parents may observe silently.
22. There is a limit of 5 exhibits per project area with the exception of Poster Communications (See Communications). This would mean that you may have 5 Photography exhibits **AND** 5 Food & Nutrition exhibits, **AND** 5 Home Improvement exhibits. This is a project area limit. It is not meant to be a limit for the number of exhibits that a 4-H member brings to the fair.

CLOVER KIDS PARTICIPATION

Clover Kids are youth in grades K-3. These members can participate in all club activities. They may help at the fair during their club's scheduled Food Stand shift by bussing tables.

Clover Kids members may showcase their exhibits anytime on Tuesday of fair week. A caring adult will be provided for the Clover Kids members to share their experiences with how he/she created the exhibit.

Third grade Clover Kids may participate in Dog Obedience Classes if a parent is present. Clover Kids in grades K-3 may participate in the Pee Wee Dairy Show and the Lamb Lead. Clover Kids in grades K-3 may participate in Expressions Day events (\$15 Challenge, Fashion Revue, Clothing Selection, Educational Presentations, Working Exhibit, and Share – The – Fun.) Third grade Clover Kids may participate in Bucket Bottle. Livestock identification and entry forms are required for livestock exhibits (see livestock rules). These members are not allowed to participate in the 4-H and FFA Livestock or

Dairy Auction and cannot receive premiums. Clover Kids will receive a Clover Kid participation ribbon.

GUIDELINES FOR CONFERENCE JUDGING DAY

- Please read carefully prior to Conference Judging Day.
- All judging will take place in the Pavilion.
- Please come to the fair with all entry tags, exhibit labels, goal write-ups and the Conference Judging Entry Form filled out and attached to the proper exhibit.
- Complete a Conference Judging Entry Form to be used by the judges and handed in at the Ribbon Table.
- Please read the rules in the fairbook prior to conference judging.
- If you have questions about the procedure once you arrive, please ask for assistance. The 4-H County Council, Youth Development Committee, and staff will be on hand to assist members.

Step 1

- Go to the Pavilion, enter in the north door and stop at the **ENTRY TABLE** located to your left as you enter the building.
- Volunteers will check you in by club and name. Have your Conference Judging Entry Form available, for the volunteers will need this for entry.
- **Note: All Clover Kids members will be judged conference style by a Clover Judge.**

Step 2

Locate the judges stations you need to visit.

- A. Find an empty seat. You will be judged in order of arrival (1st come-1st serve).
- B. As you are judged, the judges will write comments on the evaluation form and he/she will circle the ribbon placing on the Conference Judging Entry Form.
- C. A Youth Development Committee member or 4-H County Council member is at each judging station to assist you if have any questions.

Step 3

When you have completed judging - you **MUST** stop at the **COMPLETION TABLE**. At this time, your ribbon will be attached to the project and the Conference Judging Entry Form will be turned in. **(This is our only record of your fair exhibit, and we will use this form later to award premiums, so this stop is extremely important)**. You may then take your projects to the 4-H Exhibit Building. If you have an exhibit that is held back to be considered for State Fair it will stay in the Pavilion.

Step 4

Please place your exhibits in your club's assigned 4-H booth.

EXPRESSIONS DAY & STYLE SHOW

Fashion Revue, Clothing Selection, \$15 Challenge, and Communications judging will take place on **Sunday, June 23, 2019**. This event is open to all 4-H'ers in grades K-12. Expressions Day entry forms are due into the Extension Office on or by June 1 to be eligible for participation. For additional requirements see class rules below.

- *To advance to the Iowa State Fair with a clothing exhibit, youth must be a senior 4-H member.*

4-H COMMUNICATION EVENT PROGRAM

General Rules:

1. 4-H'ers who have completed 4th grade through 12th grade (or that equivalent) are eligible to participate in communication events, with the exception of Extemporaneous Speaking - See event rules for age guidelines. Clover Kids, K-3rd grade may also participate. They will be awarded participation ribbons. Clover Kids are not eligible for the Iowa State Fair.
2. Educational Presentations and Working Exhibit may be given by one or more 4-H'ers. Teams consisting of youth of mixed grades will be entered in the class of the member in the highest grade level (i.e. a team with a 5th grader and an 8th grader must be entered in the intermediate/senior class).
3. Topics selected by the 4-H'er(s) should be an outgrowth of his/her 4-H experience(s). Topics should be appropriate for presentation to a general audience.
4. Educational Presentation and Working Exhibit participants will be involved in a "peer evaluation program".
5. Educational Presentation and Working Exhibit exhibitors will receive a written evaluation comments and ribbon (see General Rule for 4-H Building #8). Share-the-Fun participants will receive a participation ribbon and a written critique of the performance. Participants are expected to be present for awards given at the close of the event session.
6. Participants in the 4-H Communication Programs are expected to wear appropriate clothing representative of the 4-H Youth Program and/or the topic of the presentation.
7. 4-H'ers must use sanitary and safe procedures and methods at all times. Educational Presentations and Working Exhibits involving food must follow established food safety guidelines.
8. **All participants are expected to comply with all copyright/trademark regulations. Copyrighted material may not be distributed without permission.**

EDUCATIONAL PRESENTATION

Purpose

Provide an opportunity for 4-H'ers to demonstrate communication skills by presenting knowledge, information, or a process to an audience in order to gain a desired response.

Class 880, Educational Presentation (Clover Kid) - Presentations must not exceed 10 minutes.

Class 11101, Educational Presentation (Junior) - Presentations must not exceed 15 minutes.

Class 11102, Educational Presentation (Intermediate/Senior) - Presentations must not exceed 20 minutes.

Participants must turn in a completed Educational Presentation Report form during event check-in.

WORKING EXHIBIT

Purpose

Provide an opportunity for 4-H'ers to communicate, interact with, and teach an audience in an informal and experiential way.

Class 883, Working Exhibit (Clover Kid) - scheduled for 15 minutes.

Class 11201, Working Exhibit (Junior) - scheduled for 25 minutes.

Class 11202, Working Exhibit (Intermediate and Senior) - scheduled for 45 minutes.

Participants must turn in a completed Working Exhibit Report form during event check-in.

SHARE-THE-FUN

Purpose

Provide an opportunity for 4-H'ers to share their skills and talents before an audience purely for the sake of enjoyment.

Class 11300, Share-The-Fun

Share-The-Fun Rules

1. Eligibility: 4-H'ers who have completed 4th grade through 12th grade (or that equivalent) in current 4-H year. Exception: If the Share-The-Fun act involves a whole club, the following criteria must be applied to determine if the club can be entered in the Share-The-Fun Program at the Iowa State Fair:
 - At least 80 percent of the performing group must have completed 5th through 12th grade in current 4-H year.
2. Clover Kids, K-3rd grade may also participate. They will be awarded participation ribbons. Clover Kids are not eligible for Iowa State Fair.
3. Share-The-Fun performances must not exceed (8) minutes in length. All entries will be given participation ribbons.
4. Skits, songs, stunts, short one-act plays, dance, and other entertainment will be acceptable. All performances must be appropriate for presentation to a general audience.
5. All performers must turn in a completed 4-H Share-The-Fun Report form at event check-in to confirm stage setup, cue music, etc.

EXTEMPORANEOUS SPEAKING

Purpose

Encourage the development of communication skills by providing an opportunity to think, organize thoughts, prepare a speech, and respond to questions when given a limited amount of preparation time.

Class 11400, Extemporaneous Speaking

Extemporaneous Speaking Rules

1. Participants must be senior 4-H'ers--9th through 12th grade (or that equivalent).
2. Program format:
 - a. Thirty minutes before the program, each participant will draw three of the available topics, selecting one to speak on.
 - The selected topic will not be available to the other participants in the speaker's assigned room. The general nature of the topics will relate to 4-H. The other two topics drawn but not chosen will be returned to the available topics for the other participants.
 - b. A preparation room is to be used with one participant per speaking site admitted initially and one additional participant per speaking site admitted each 15 minutes as the program progresses. A participant may not leave the preparation room until it is time to speak, nor may a participant receive help from a parent, leader, other adult or any other youth. A program official will assist participants with the time requirements.
 - c. All reference material will be screened by a program official on the following basis:
 - Participant may bring his/her own books, magazines or newspaper clippings for reference during the thirty minutes of preparation.
 - Reference material must be printed material such as books or magazines (cannot be notes, outlines or speeches prepared by the participant or by another person for use in this program.
 - Some relevant reference material will be available in the preparation room. This material will consist of historical material related to the 4-H program.
 - d. Each speech shall be the result of the 4-H'ers own efforts using approved reference material that a participant may bring to the preparation room. No other assistance may be provided. Plain 3"x5" note cards will be provided for each participant in the preparation room. If notes are used, the 3"x5" note cards provided must be used in delivering the speech.
 - e. Only notes made during the preparation period may be used.
 - f. Each speech shall be **not less than four but no more than six minutes** with five minutes additional time allowed for related questions, which shall be asked by the judge. The participant will be shown

time cards in an ascending order (1, 2, 3, 4, 5) by the time keeper. "Stop" will be said at six minutes.

- g. The program timekeeper will introduce each participant by name. The participant will be expected to introduce his/her speech by title only.
 - h. Participants are not permitted to use any props, gadgets, posters or audiovisuals of any sort. A podium not will be available.
3. Speeches will be evaluated using the following criteria:
 - a. Content related to topic.
 - b. Knowledge of the subject.
 - c. Organization of material.
 - d. Power of expression.
 - e. Voice.
 - f. Stage presence.
 - g. General effect.
 - h. Response to questions.
 4. A judge's critique/conference with each participant will be included as a part of the program.

CLOTHING EVENT PROGRAM

CLOTHING SELECTION

- a. Participants should select and/or purchase an outfit that represents the 4-H'er's goal or intended use for the selected outfit.
- b. Have had individual planned or county experience(s) in choosing shopping alternatives, evaluating fit, quality and construction features, price, and cost comparison.
- c. Clover Kids, K-3rd grade may also participate. They will be awarded participation ribbons. Clover Kids are not eligible for Iowa State Fair.

Clothing Selection NOTE: Outfits may be selected and/or purchased from any source, including consignment shops, used clothing stores, etc. Clothing items which are home-sewn are not eligible unless the completed garment was purchased from a used clothing source. Clothing items which are custom sewn specifically for the participant are not eligible.

THE \$15 CHALLENGE

- a. Participants should purchase an outfit that represents the 4-H'ers intended use for the selected outfit.
- b. Have had individual or county experience(s) in choosing shopping alternatives, evaluating fit, quality and construction features, price, and cost comparison.
- c. Outfits must be purchased at a garage sale, consignment store, or resale shop (i.e. Goodwill, Salvation Army, or other stores of this type.) Hand-me-downs or clothing as gifts that were selected by the 4-H'er belong in Clothing Selection. **Also items purchased in retail stores or online sites that do not sell second hand clothing (i.e. JCPenney,**

Wal-Mart, American Eagle or other stores of this type) belong in Clothing Selection.”

- d. Cost of outfit must be \$15 or less, not including shoes, accessories or undergarments.
- e. Receipt(s) **MUST** be turned in with Clothing Event Form.
- f. Clover Kids, K-3rd grade may also participate. They will be awarded participation ribbons. Clover Kids are not eligible for Iowa State Fair.

FASHION REVUE

- a. Participants should be enrolled in the 4-H Clothing project in the current 4-H program year.
- b. Model a garment or outfit that is constructed, hand-knitted, machine-knitted, or crocheted during the current 4-H year.
- c. A garment or outfit consisting of one to three pieces such as party clothes, tailored suits, vest, slacks, shirt, skirt, active sportswear and/or coats are acceptable as Fashion Revue entries.
- d. Blouses, shirts, and sweaters are usually considered as garments. If they are used to complete an outfit, they may be constructed or selected.
- e. All other accessories and undergarments may be constructed or selected.
- f. Clover Kids, K-3rd grade may also participate. They will be awarded participation ribbons. Clover Kids are not eligible for Iowa State Fair.

ANIMALS

10110 Animal Science

An exhibit (other than the animal itself) that shows the learning about a large or small animal including beef, dairy cattle, dairy goats, dogs, horse & pony, meat goats, pets, poultry, rabbits, sheep and swine. Ownership of any animal is not required.

10120 Veterinary Science

An exhibit that shows learning about keeping animals healthy.

Class 231P, Pets -- Any exhibit which the animal is a companion to the 4-H'er, and not used for meat, milk or recreation. The exhibitor should prepare a folder containing the following information: breed or pet species name; age and/or birth date of pet; characteristics and habits of the pet; care of the pet-diet, grooming, etc.; exhibitor's name age and year in the project; photos. Animals are allowed if on a leash or in a cage or carrier. The folder will remain on display in the club booth after the animal is taken home. (County only class)

AGRICULTURE & NATURAL RESOURCES

10210 Crop Production

An exhibit that shows learning about the growth, use, and value of field crops.

10220 Environment and Sustainability

An exhibit that shows the connections between humans and their environment including energy, stewardship,

conservation, entomology, fish and wildlife, or forestry. Includes collections.

10230 Horticulture and Plant Science (includes Home Grounds Improvement)

An exhibit that shows learning about the growth, use, and value of plants, small fruits, vegetable and flower gardens, and landscape design. (Garden crops and herbs are exhibited in separate classes—see below).

10235 Home Grounds Improvement

An exhibit that shows learning about landscape plans, selection of landscape plants, ornamental garden features, home yard improvement, storage sheds, careers, etc.

10240 Outdoor Adventures

An exhibit that shows learning about backpacking, biking, camping, canoeing, fishing, hiking or other outdoor activities.

10250 Safety and Education in Shooting Sports

An exhibit that shows learning about safe and responsible use of firearms and archery equipment or wildlife management. (The exhibit may not include actual firearms; archery equipment allowed if tips are removed from arrows).

10260 Other Agriculture and Natural Resources

An exhibit that shows learning about agriculture or natural resources and does not fit in any of the classes listed above.

County Classes (711C-711L):

Class 711C--GARDEN VEGETABLES

The following classes are for actual plant specimens only. Vegetables should be prepared and displayed according to 4H-462, "Harvesting and Preparing Vegetables for Exhibit," <http://www.extension.iastate.edu/publications/4h462.pdf>.

Lot

264. Beans, snap, 6 specimens
265. Beans, yellow wax, 6 specimens
266. Beets, 3 specimens
267. Cabbage, round, 1 specimen
268. Cabbage, red, 1 specimen
269. Cantaloupe, any variety, 1 specimen
270. Carrots, 3 specimens
271. Cucumbers, for slicing, 3 specimens
272. Cucumbers, dill, 3-5 inches, 3 specimens
273. Cucumber, for pickling, 6 specimens
274. Eggplant, standard or traditional, 1 specimen
275. Eggplant, cylindrical, 1 specimen
276. Honeydew melon, smooth skin, 1 specimen
277. Onions, red, 3 specimens
278. Onions, white, 3 specimens
279. Onions, yellow, 3 specimens
280. Peppers, bell, sweet, green, 3 specimens
281. Peppers, sweet any other variety, 3 specimens
282. Peppers, hot, jalapeno, 3 specimens
283. Peppers, hot, any other variety, 3 specimens
284. Potatoes, red, 3 specimens
285. Potatoes, white 3 specimens
286. Pumpkin, sugar pie, 1 specimen
287. Pumpkin, Jack O Lantern, under 16" tall, 1 specimen
288. Squash, summer, scallop or patty pan, 3 specimens
289. Squash, summer, zucchini, green, 3 specimens
290. Squash, summer, zucchini, yellow, 3 specimens

- 291. Squash, summer, any other variety, 3 specimens
- 292. Squash, winter, acorn, 1 specimen
- 293. Squash, winter, butternut type, 1 specimen
- 294. Squash, winter, any other variety, 1 specimen
- 295. Sweet corn, 3 ears with husks open on 1 side
- 296. Tomato, red slicing, 3 specimens
- 297. Tomato, cherry type, 6 specimens
- 298. Tomato, processing type, 3 specimens
- 299. Watermelon, any variety (large or small), 1 specimen
- 300. Any other kind of vegetable, not included in any previously named class, 3 specimens

Class 711D--Herbs

- 301. Parsley, 3 sprigs in a bottle of water
- 302. Any other individual herb, 3 sprigs in a bottle of water
- 303. Collection of 4 different herb species to be displayed in separate bottles of water. Specimens should include 3 sprigs with stems of adequate length for each species. A special exhibit card will be provided and **MUST** accompany the exhibit which lists individual herb species information.

Class 711E--ORNAMENTALS

- 304. Pumpkin, decorated, woody stem, any full pumpkin decorated with other vegetables, paint or other material. No carving. 1 specimen.
- 305. Pumpkin, miniature, 3 specimens
- 306. Gourds, small ornamentals, 3 specimens

Class 711F--VEGETABLE COMBINATIONS

307. The vegetable display must include five or more different vegetable crops grown in the exhibitor's home garden. For this class, herbs will count as vegetable crops. More than one variety of any particular vegetable can be displayed; however, not more than four items of the same vegetable can be displayed. For example, four tomatoes would constitute one vegetable, e.g. one large red slicing, one cherry tomato, one yellow tomato, and one processing tomato. The container display will be reduced one placing if it contains more than four vegetables of any one kind, e.g. more than four beans. The amount of produce exhibited should fit into the container and the specimens may not overflow onto the table. The vegetables should be prepared for exhibit as instructed in 4H-462, "Harvesting and Preparing Vegetables for Exhibit," <http://www.extension.iastate.edu/publications/4h462.pdf>. Any decorative basket, box or other decorative container, not larger than one-half bushel in size can be used. The exhibit will be judged 75% for the cultural perfection of the vegetables and 25% for decorative arrangement. A special variety card should accompany the exhibit with each crop clearly labeled as to the variety.

Class 711G—Small Fruits and Tree Fruits

Class 711H—Flowers and Houseplants

Exhibits should be prepared and displayed according to 4H-464, "Preparing Cut Flowers and Houseplants for Exhibit," <http://www.extension.iastate.edu/Publications/4H464.pdf>

Class 711I--Jumbo or Most Unusual Vegetables

Lot

- 310. Cabbage (max of 3 wrapper leaves), 1 specimen
- 311. Potato, 1 specimen
- 312. Pumpkin, (woody stem), 1 specimen
- 313. Squash, zucchini, 1 specimen
- 314. Squash, any other variety, 1 specimen
- 315. Tomato, 1 specimen

- 316. Watermelon, 1 specimen

Class 711J—Item constructed from garden produce

Class 711K—Bucket of Flowers. A 5-gallon bucket with flowers that have been grown by the exhibitor with a card included listing the variety of flowers. This will be judged by the horticulture judge. After judging, all buckets will be placed around the fairgrounds to enhance the appearance during the fair.

Class 711L Horticulture-Home Judged Garden -- This project may consist of a vegetable and or flower garden. The exhibitor will prepare a folder containing photos, weed & pest control, knowledge of your gardening project and an explanation about the garden project. The fair folder will be used as the judging criteria for ribbon placing. Home garden judging will take place the week prior to fair. Exhibitors are responsible to inform Extension staff they have a garden to be judged.

CREATIVE ARTS

10310 Music

An exhibit that shows learning about musical performance, composition and arrangements, instruments, musical styles or history.

10320 Photography

An exhibit, either photo(s) or an educational display, that shows learning about photography from choosing a camera to modifying your photo. Still photos only, not video.

Photography Special Rules:

1. Photographs may be either black and white or color. They may be processed from negatives, slides, or digital cameras and computer manipulation programs. Photographs must have been taken since county fair of the previous year.
2. Photographs should be a minimum of 4" x 6". Finished size (including mounting/matting) of single photographs should not exceed 16" in height or width. Exception: Panoramic photos must not exceed 24" in length.
3. All photographs must be printed on photographic paper. Photos printed on canvas, fabric, ceramic, etc. will only be accepted as part of an educational display that shows learning about photography printing techniques, display, merchandising, etc.
4. Mounted photos can be (a) flush-mounted [no board showing] on mounting board, or (b) with mount borders [window mat or flat mount directly on board]. Exhibitors may cut their own mounting boards, use ready-cut window mats or have matting done professionally. 4-Hers are responsible for design decisions such as border, color and size. **Framed photographs (including floating frames) will not be judged.**
5. Non-mounted photos may be exhibited in a clear plastic covering.
6. A series is a group of photographs or slides [3 to 5] that are related or tell a step-by-step story. Photographs must be mounted together in story order or sequence. Slides should be numbered. Finished size of individual photographs in a series should not exceed 6" x 8".

7. Digitally altered photos should include a copy of the photo before changes.
8. Subject matter of photographs must be in good taste and be appropriate for public display in a 4-H setting.
9. Photographs depicting unsafe practices or illegal activities will not be displayed.
10. Iowa State Fair and County Fair 4-H photography exhibitors must use the Photo Exhibit Label to provide required information for photo exhibits.
11. Exhibitors entered in 4-H Photography are not eligible to exhibit in the FFA Photography show and vice-versa.

10325 – Digital Photography Exhibit – A photo or series of photos submitted electronically, not printed. Photos in this class will be submitted, viewed, evaluated, and displayed electronically.

Digital Photography Exhibit Special Rules:

1. Photographs may be either black and white or color.
2. Photographs will not be printed.
3. Entries may be a single photo or a series of photos. A series is a group of photographs (3 to 5) that are related or tell a step-by-step story. Series photo entries must have all photos in the series viewable at the same time.
4. Photos entered should be submitted in the highest resolution possible. A finished file size of 1 MB – 3 MB is recommended.
5. Photos should be submitted in an acceptable and commonly used format for ease of viewing.
6. Subject matter of photographs must be in good taste and be appropriate for public display in a 4-H setting.
7. Photographs depicting unsafe practices or illegal activities will not be displayed.
8. Iowa State Fair 4-H photography exhibitors must use the Photo Exhibit Label to provide required information for photo exhibits. The Photo Exhibit Label may be submitted electronically with the photo entry.
9. Photos entered in this class will be evaluated on the same evaluation criteria used for printed photographs.
10. Exhibitors entered in 4-H Photography are not eligible to exhibit in the FFA Photography show and vice-versa

10340 Alternative/Creative Photography

A single photograph or photographic image that has been created with an alternative photographic process, or a photograph that was creatively edited or modified beyond reality in a creative, imaginative and experimental way to make it more interesting and visually engaging. Could be a composite of multiple overlapped photographs.

Alternative/Creative Photography Special Rules:

1. Photograph/Image must be mounted on foam core no smaller than 4"x4" and no larger than 10" x 10" in height and width. No matting and no framing is allowed, put your creativity into the photography!
2. Photograph/Image can be created from film negative, digital negative, or digitally manipulated in computer.
3. Photograph must be on photo paper, canvas, or other flat material.
4. Exhibit must have Photo Exhibit Label on back with

- required information for photo exhibits. Include information about the processes used.
5. Subject matter must be in good taste and be appropriate for public display in a 4-H setting, photographs depicting unsafe practices or illegal activities will not be displayed.

10345 Photography Idea/Educational Display

An exhibit that demonstrates learning about photography that does not fit into any previous photography class. This class includes photos printed on canvas, fabric, ceramic, etc. as part of an educational display showing learning about printing techniques, display, merchandising, etc.

10350 Visual Arts

An exhibit that shows learning through original art, exploration of an art technique, or study of any other visual arts topic. For additional requirements, see General Rules for 4-H Bldg., #9.

Visual Arts Special Rules:

1. Exhibits made from kits or preformed molds will not be accepted. Exception: Preformed molds (greenware, whiteware) may be used to provide the appropriate surface for a process technique or application of original design.
2. If the exhibit is a finished art object, the source or inspiration of the design, design sketches, or other process for creating the object and design must be included.
3. Original works of art must be a creative expression of a design unique to the artist, or represent a significant modification to an existing design to make a new and original statement by the artist.
4. Exhibition of derivative works created by a 4-H'er is prohibited without the written permission of the original copyright holder/owner. Use of copyrighted or trademarked designs, images, logos, or materials in 4-H visual arts exhibits is prohibited unless written permission has been obtained from the copyright or trademark holder/owner. For additional information, see 4-H Exhibit Copyright Information at <http://www.extension.iastate.edu/4h/projects/visualart.htm>

Class 821 Z, County Class—Any exhibit which is not the original design of the exhibitor. Exhibits could be articles made from kits or pre-formed molds, or when the exhibitor only changes color, size, or materials of a pre-existing pattern or picture (e.g. ribbon instead of fringe, blue floss instead of pink, gingham instead of calico, etc.). Kits are defined as any pre-packaged item where the materials and design are pre-determined by the manufacturer. Examples of pre-formed molds would be purchased greenware or whiteware. **Exhibits in this class are not eligible for State Fair consideration.**

FAMILY & CONSUMER SCIENCES

10410 Child Development

An exhibit that shows learning about children. Examples: child care, growth and development, safety and health, children with special needs, and careers in child development.

10420 Clothing and – Constructed/Sewn Garments & Accessories- A constructed garment or accessory (sewn,

knitted, crocheted, or other process) that shows learning about style, fashion, design, thrifty spending, wardrobe planning, types of fabrics, and clothing care. Exhibits must be intended to be worn by humans.

10422 Clothing and Fashion – Purchased Garments & Accessories – Purchased garments or accessories that shows learning about style, fashion, design, thrifty spending, wardrobe planning, types of fabrics, and clothing care. Exhibits must be intended to be worn by humans.

10424 Clothing and Fashion – Other Ideas/Educational Exhibits – Any other educational exhibit that shows learning about clothing and fashion including but not limited to design illustrations, exploration of clothing styles, careers, clothing care, etc.

Clothing and Fashion Special Rule:

Outfits or accessories which will be worn during the Awardrobe Clothing Event may not be entered as a 4-H Iowa State Fair exhibit.

10430 Consumer Management

An exhibit that shows learning through savvy budgeting, comparison shopping, money management, and consumer rights and responsibilities.

10440 Food & Nutrition

Prepared and Preserved Product - An exhibit of a prepared or preserved food product that shows skills or learning about cooking, baking, eating and choosing healthy foods, safety practices, or food preservation through the making of a prepared or preserved food product. See *Food & Nutrition Special Rules* below and HS 76 "Foods for Iowa 4-H Fairs – Quick Reference Guide" at <https://store.extension.iastate.edu/product/6434> for additional information regarding prepared and preserved food products.

10445 Food & Nutrition – Educational Display - An educational exhibit (poster, report, display) that shows skills or learning about cooking, baking, eating and choosing healthy foods, safety practices, or food preservation. See *Food & Nutrition Special Rules* below and HS 76 "Foods for Iowa 4-H Fairs – Quick Reference Guide" for additional information regarding prepared and preserved food products.

Food & Nutrition Special Rules

1. Any exhibit considered to be a food safety risk or portray a food safety risk will not be accepted, judged or displayed.
2. All food products/exhibits should be appropriate for human consumption.
3. Food product exhibits must be prepared, baked or cooked using only food grade utensils and containers.
4. Products that require refrigeration will not be accepted, judged or displayed.
5. Meat jerky products are prohibited.
6. The recipe must be included for any prepared food exhibit; credit the source of the recipe.
7. Preserved foods must include the Food Preservation Exhibit Label. Only food processed after August 1, of previous year is acceptable. Current USDA and/or Iowa State University guidelines for home food preservation must be used.

8. Preserved food exhibits **must** include two product samples. One will be opened for evaluation and discarded; the second will be placed on display and returned to the exhibitor. All perishable food products will be discarded when removed from display.
9. Prepared foods should be placed on a firm disposable plate or flat cardboard. Place food product exhibit in a reclosable plastic bag with entry tag fastened outside the bag.
10. The use of alcoholic beverages in the preparation or production of 4-H food exhibits is NOT permitted.
11. It is suggested to display (6) of the following prepared food products: cookies, doughnuts, bars, muffins, mints, rolls, etc. or (1) whole

10450 Health

An exhibit that shows learning through food choices, safe activities and skills such as first aid and CPR, careers, and healthy lifestyle choices.

10460 Home Improvement

An exhibit that shows learning in planning, improving and caring for your home living space. Exhibits may include new or refinished/reclaimed/restored items. For additional requirements, see General Rules for 4-H Bldg., #9.

10470 Sewing and Needle Arts

(sewn, knitted, crocheted, or other process) that shows learning and skill in sewing, knitting, crocheting, or other needle arts. May include the construction of household items such as pillowcases, curtains, table runners, quilts, wall hangings, or other items. Exhibits in this class are not intended to be worn by humans.

10472 Sewing and Needle Arts – Other Ideas/Educational Exhibits

– Any other educational exhibit that shows learning about sewing and needle arts including but not limited to construction techniques, use and care of fabrics and fibers, design illustrations, decorative processes, careers.

10480 Other Family and Consumer Science

An exhibit that demonstrates learning about a family and consumer science topic that does not fit any previous Family & Consumer Science class listed.

PERSONAL DEVELOPMENT

10510 Citizenship & Civic Engagement

An exhibit that shows learning about or contributing to your community, your country or your world.

10520 Communication

An exhibit that shows learning about written, oral, and visual communication skills in their many forms.

4-H POSTER COMMUNICATION

Purpose

Provide an opportunity for 4-H'ers to communicate with and **tell a story or idea visually** about 4-H to the general public using the non-verbal form of communication on a poster.

Class, 10530 4-H Poster Communication

4-H Poster Communication Rules

1. Only one poster per 4-H'er may be entered.
2. All posters must be designed on, or affixed to, standard poster board or foam core board—size minimum of 14" x 20" or maximum of 15" x 22".
3. Posters may be vertical or horizontal. Posters may be any medium: watercolor, ink, crayon, acrylic, charcoal, oils, collage.
4. Posters **cannot** be 3-dimensional. Materials used to make the poster may **not** extend more than 1/8 inch above the poster or foam core board.
5. Each poster **must** have the completed Poster Exhibit Entry Form attached to the back.
6. Posters **cannot** use copyrighted material or exact copies of other promotional designs, such as the Iowa 4-H Youth Conference theme logo.
7. 4-H'ers may include the 4-H clover in the poster.
8. The themes for "Communicating Through 4-H Posters" are found in the Appendix.

10540 Digital Storytelling

Any exhibit that demonstrates the application of technology to produce a creative movie/film/video. Exhibits may include a finished movie or video, creation of a detailed storyboard, editing techniques using digital video software, production techniques, or other display to share what was learned. Copyright permission must be obtained for any non-original material included as part of a film/movie/video.

10550 Leadership

An exhibit that shows learning about leadership skills and influencing others in a positive way.

10560 Self-Determined

An exhibit that shows learning as part of your 4-H adventure and does not fit any other class.

SCIENCE, ENGINEERING & TECHNOLOGY

10610 Mechanics

Any exhibit that shows skills or learning about general mechanics or engineering solutions or that involve a combination of skills.

10612 Automotive

Repaired or restored vehicle

10614 Electric

Constructed or repaired article or educational display that shows skills or learning about electric wiring, appliances, lighting, electrical energy sources, safety, etc.

10615 Small Engine

Repaired or restored operating engine or educational display or other type exhibit that shows skills or learning about small engines. This class includes repaired or restored lawn tractors, small motorcycles, go-karts, etc.

10616 Tractor

Repaired or restored tractor.

10618 Welding

Constructed item or educational display that shows skills or learning about welding.

10620 Woodworking


Any exhibit that shows learning about wood, woodworking techniques, and safe uses of woodworking tools and machines. Exhibits may include newly constructed or refinished/reclaimed/restored wood items.

10630 Science, Engineering & Technology

Any exhibit that shows learning about or helps explain how science and technology help us interact with the world. Topics include aerospace, biological and chemical sciences, computers & networking, earth & climate, geospatial mapping (GPS/GIS), robotics, or any other application of Science, Engineering, or Technology.

Science, Engineering & Technology Special Rule:

Exhibitors entered in the 4-H Science, Engineering & Technology classes may not enter in similar FFA Ag Mechanics classes and vice-versa.



GENERAL RULES FOR LIVESTOCK EXHIBITS

Livestock 4Honline Identification is due on or before May 15 to www.4Honline.com or the forms are due to the Extension Office.

Animal Entries, Stall/Pen Rent, and Exhibitor Fees are due on or before June 15 to the Extension Office.

Exhibitors must meet club guidelines and have an Application to Participate on file by June 15 to exhibit at the Allamakee County Fair.

A 4-H project is a year-long activity to build knowledge of the project subject material. Projects are selected at enrollment time. A 4-H'er may or may not bring an exhibit from their project to the Allamakee County Fair.

ENTRY

1. Exhibitors must be members of an Allamakee County 4-H Club prior to May 1 or of one of Allamakee County's FFA Chapters. FFA projects must have been started or carried during the past school year.
2. All 4-H & FFA Exhibitors must be YQCA certified in order to show at the Allamakee County Fair the following species: Market Beef, Breeding Beef, Dairy Cattle, Dairy Goats, Meat Goat, Breeding Meat Goat, Swine, Market/Breeding/Commercial/Purebred Sheep, Market/Production/Exhibition/Purebred Poultry, Market/Commercial/Fancy Rabbit.
3. A 4-H/FFA exhibitor may not show the same animal at more than one county fair. Exhibitors are required to show their own livestock at the county fair and at the Livestock Auction. The only exception to this rule will be if the exhibitor has more than one animal in a class, then the exhibitor must get another Allamakee County 4-H/FFA member to help show. If the exhibitor is not there, the livestock will not be shown or sold at the auction.
4. The identification of all youth livestock projects exhibited must correspond with the information listed on the Livestock 4Honline Identification Form due to the Extension Office by May 15. Failure to do so will result in disqualification. To exhibit an animal a member must have ownership or file a Share-A-Project form by May 15 along with your identification form. Share-A-Project rules and forms are in the Appendix.
5. Stall rent, pen fees, and exhibitor fees are due by June 15 with your completed animal entry form. Information on your entry form must correlate to the information on your livestock 4Honline identification form. Market animal ear tag numbers do not have to be specified at the time entry is made. Evidence of tag tampering will result in disqualification.
6. There will be no refunds of entry fees. If late, premiums will be withheld. Late entries are not guaranteed to be stalled with club. Stall fees are listed on the Animal Entry Form.
7. Exhibitors may substitute animals, due to health-related conditions, provided the substituted animal is weighed-in and/or listed on their 4Honline ID form on file at the Extension Office.
8. All exhibitors of market animals who wish to sell at the livestock auction must inform the 4-H office by Friday at 5 p.m. which animal will be sold so the sale catalog can be printed. The sale of animals on the fairgrounds is prohibited with the exception of the animals being sold at the livestock auction.
9. All livestock, except horses, milk cows, and lactating goats must be entered on Wednesday. Livestock may be brought to the fairgrounds on Wednesday after 10:00 a.m. We will officially start weighing Beef, Swine, Sheep, and Meat Goats at 5:00 p.m. and must be completed by 8:00 p.m. Check specific check-in times for your area.
10. Lactating dairy cows and goats must be checked in by 9:00 p.m., Friday, and will be allowed to leave after the Dairy Show on Saturday. Lactating cows and goats will be required to have Health papers upon check-in. Any animal arriving for the day of the show will be sent home.
11. Market animals not to be sold and all of the other livestock exhibits will be released at 3:00 p.m. on Sunday. Early release of exhibits will only be authorized by the Fairboard and Extension staff. Exhibitors leaving the grounds early will forfeit all awards and premiums.
12. Minimum weights have been established. Beef - 1000#; Swine - 230#; Sheep - 95#; Meat Goats - 50#. Animals not meeting minimum weight will not qualify for blue ribbons and are not eligible for the Auction.
 - a. Beef: A minimum weight of 950# has been established for smaller dairy breeds.
13. Minimum weight animals on the night of weigh-in will have the following options:

OPTION A – If you weigh-in and your animal is underweight, you can take your animal home. Underweight swine project animals cannot return home. If you have a swine project that is underweight – those pigs must remain in the pen and be sold at the market just as if a buyer purchased them and resold them. They will not be allowed to receive the premium price that auction animals bring.

OPTION B – If you weigh-in and your animal is underweight, you may exhibit your animal at the fair with the following conditions; you will not receive a blue ribbon, and you will not be allowed to sell your animal.
14. All livestock will abide by the following guidelines. Penalty for late paperwork is as follows:
 - Miss the ID deadline (May 15) or the entry deadline (June 15) = exhibitor will not be allowed to sell his/her animal at the livestock auction or receive payment from the dairy auction.
 - Paperwork that is submitted 1-15 days after the ID or entry deadline, will be allowed to show, without premiums.
 - If 4Honline ID paperwork is submitted after May 31 OR entry forms are submitted after July 1 = Not allowed to exhibit at the fair this year. NO EXCEPTIONS!
 - All late entries will be reviewed by the Youth Development Committee.
15. Species superintendents and Extension staff reserve the right to change classes depending on the number of exhibits

entered the day of the show. If this occurs, species superintendents and Extension staff's announcements will take precedence over show program.

PROTESTS

16. Any and all participants in any and all events covered by this Fairbook, hereby expressly acknowledge in a knowing and informed manner that no right to pursue an action as a contested case pursuant to Iowa Code chapter 17A exists concerning any decision or action on any protest, discipline or complaint taken by the Allamakee County Extension Staff arising in any way from participation in any and all events covered by this Fairbook. Any and all participants in any and all events covered by this Fairbook hereby acknowledge and expressly agree that the procedures and remedies set out in this Fairbook shall be the exclusive procedures and remedies available to any and all participants concerning any decision or action taken by the Fair on any protest, discipline or complaint in any and all events covered by this Fairbook.
17. Any and all participants in any and all events covered by this Fairbook shall have 24 hours from the conclusion of the show involving the class in question to file any protests, challenges of disciplinary action or complaints brought under the provisions of this Fairbook, which involve any issue other than the results of drug testing.
18. The Allamakee County Fair will not consider any protests, challenges of disciplinary action or complaints based upon the statement that a judge or judges are incompetent.
19. Any and all protests, challenges of disciplinary action or complaints filed pursuant to this paragraph shall be in writing and shall be filed with any Allamakee County Extension staff member within the above-referenced time period(s).
20. Any and all protests, challenges of disciplinary action or complaints filed pursuant to this paragraph, shall be accompanied by a \$50.00 cash deposit which must be filed with any Allamakee County Extension Staff member contemporaneously with any and all protests, challenges of disciplinary action or complaints. In the event that a challenge is validated, the complainant will have their deposit refunded to them. In the event that the protest is not validated the deposit will be forfeited and become property of the Allamakee County Extension.
21. The **Rules and Ethics Committee** of the Allamakee County Fair shall consider any protests, challenges of disciplinary action or complaints.
 - a. The following will be present when the protest is discussed: Species Superintendent, Fairboard member, Youth Development Committee member, Extension Staff, Accuser with parent if a minor, and Accused with parent if a minor.
 - b. A time and location will be set for all parties to be present to discuss the protest. **All parties** must be present within 10 minutes of the set time or the protest will be decided without representation from that party. All decisions will be FINAL.

ETHICS & SPORTSMANSHIP

22. Placing will be made on a Blue - Red - White basis. The judge will make the placing according to the merit of the

individual animal or exhibit, at the judge's discretion.

23. ALL EXHIBITORS MUST CARE FOR, FIT AND SHOW THEIR OWN ANIMAL unless excused by species superintendents and Extension staff. Only 4-H OR FFA MEMBERS will be allowed in the show ring. Assistance should come from family members, other ALLAMAKEE 4-H or FFA members, 4-H leaders or FFA advisors Assistance should be aimed at helping 4-H and FFA members to further develop skills or learn new skills. NO PROFESSIONAL FITTERS ALLOWED. If violation is discovered; disqualification and forfeit of awards and premiums will result.
24. Should fraud or deception, and proof, as determined by the species superintendents and Extension staff be discovered, after the animal or animals have been shown and prior to the sale, such animal shall not be permitted to sell. If the Grand Champion is disqualified, at the discretion of the species superintendents and Extension staff, the Reserve Champion will become the Grand Champion. No other animals will be advanced.
25. Should violation be discovered after the sale, all sale money shall be returned to the buyer and the animal, carcass or carcass value shall be returned to the exhibitor. All placings in the show will stand. No animals will be advanced. This code of ethics shall govern all shows/events at the Allamakee County Fair. Violations of these rules are subject to penalties determined by the Fairboard. These penalties may include disqualification, forfeiture of awards and banishment.
26. 4-H members AND families must abide by rules and the 4-H Member Code of Ethics (Appendix) and accept disciplinary action deemed appropriate by the species superintendents and Extension staff.

HERDSMANSHIP

27. Pens and alleys must be kept clean at all times. Exhibitors are responsible for pushing manure and bedding at least two feet away from walls and manger before leaving at 4:00 p.m. on Sunday. Failure to clean barn areas will forfeit premiums.

SHOWMANSHIP

28. All Livestock exhibitors will be eligible for showmanship. 4-H Members must have livestock in that Department to enter showmanship competition. We strongly encourage all members to show in showmanship when eligible (Grade just completed). Showmanship classes are divided by age division: Junior (4-6 grade), Intermediate (7-8 grade), and Senior (9-12 grade). Exhibitor may only win each division once, upon winning a division exhibitors **may** move up to next age division or can compete in their perspective age group but are ineligible to win and can only receive up to Honorable Mention. Once they reach the senior level they may compete indefinitely. Exhibitors must use their own animal in showmanship classes. (Effective 2017)
 - a. The exception to the advancing rule is exhibitors exhibiting in the Dog or Horse project. Those species must participate in their 4-H age division.
29. The 4-H and Youth Development Committee strongly encourages members to wear 4-H shirts and black, white, or blue jeans. Steel-toed boots are also strongly recommended. Hats are not allowed in the show ring.

SAFETY

30. Curfew – No exhibitors will be allowed on the Fairgrounds between the hours of 1:00 a.m. and 5:00 a.m. without a parent and permission from the Fairboard.
31. The Fairboard, 4-H leaders, Youth Development Committee members, County 4-H Council, or the Extension personnel will not be responsible for damages or loss of exhibits.
32. In the interest of safety and water pressure, no power washers will be allowed on the Fairgrounds.

HEALTH

33. Any animal showing evidence of contagious diseases will be unable to be shown. Disqualified animals must be removed from the barn and Fairgrounds immediately. Any animal found to have external parasites, will be disqualified and exhibitor must remove it from the premises immediately.
 - a. Health related decisions will be addressed by the Fair Veterinarian.
34. Exhibitors are expected to care for their animals in an acceptable manner including animal cleanliness. Any abusive care including slapping or excessive modification of animal will be grounds for disqualification at the discretion of show officials.
35. In consideration of permission to participate in Allamakee County Fair events the participants on behalf of himself/herself, heirs, next of kin, spouses and assignees do hereby release, discharge and covenant not to sue the Allamakee County Agriculture Society or the Allamakee County Extension Service, sponsors, their officers, agents and employees from any and all claims and liability arising out of occurrences which cause injury, death, damage or property damage.

DAIRY AUCTION

1. The Dairy Auction will be held after the dairy show on Saturday in the Show Barn.
2. Eight quarts of milk representing milk from the Supreme Dairy Champion will be auctioned. The total money raised will be divided in this way:
 - 9% to the exhibitor of the Supreme Dairy Champion.
 - 4% to the exhibitor of the Reserve Supreme Champion (unless that exhibitor also owns the Supreme Champion in which case the money will go to the next exhibitor in the line-up).
 - 2% will go to fairground improvements.
 - 80% will be divided equally among all 4-H and FFA dairy cattle exhibitors.
 - 5% will go to the Dairy Education Fund.
3. Dairy Exhibitors participating in the Dairy Auction must have a current YQCA certification. YQCA=Youth for the Quality Care of Animals

LIVESTOCK AUCTION

1. The Livestock Auction of market livestock will be held on Sunday at 5:00 p.m. in the Show Barn.

- a. Please stay with your animal until it has been loaded out after the livestock auction. Your stalls must be cleaned out or you will forfeit your premium.
2. All market livestock sold at the auction are ineligible to compete in 4-H classes at any succeeding fair or show. All market swine sold at the auction must go directly to slaughter; they cannot return to a farmstead. (NO EXCEPTIONS)
3. Animals must be consigned for the auction by 5:00 p.m. on Friday. When entries are consigned a number will be drawn by the exhibitor to determine the sale order. The sale order for beef is Grand Mkt Beef, Res Grand Mkt Beef, ROG champ, Champ Dairy Bf, Ch. Mkt Hfr, Ch. Hvy, Mid, Lwt. Sale order for all other species: Gr. Ch. Pen, Res. Gr. Ch. Pen, ROG Ch., Gr. Ch. Ind, Res, Gr. Ch. Ind, Wt class champs (hvy, mid, lt). All other res. Champions and entries will be sold according to their lot number.
4. Exhibitors are limited to selling one lot per department in the 4-H/FFA Livestock Auction.
5. Exhibitors must be present at the auction in order to sell their livestock. No substitutions will be allowed, unless pre-approved by the Youth Development Committee. The Youth Development Committee may grant an exception for: 1) non-scheduled state associated school event, 2) 4-H and FFA members continuing their projects such as National Livestock shows or 3) a medical emergency. Substitutions without approval from the Youth Development Committee will result in No Sale.
6. A check-off fee will be assessed for each beef each hog, and each sheep sold through the auction. This fee will be taken from exhibitor checks. Check off fees are determined per commodity at time of consigning livestock for the auction.
7. All livestock will have appropriate paperwork and health papers filled out at the time of consignment. Livestock without papers will not be sold.
8. All exhibitors consigning livestock must have a current YQCA certification. YQCA=Youth for the Quality Care of Animals.
9. A completed "Application to Participate" must be on file on/or before June 15 at the Extension Office.
10. Animals that make minimum weight on entry day will be eligible for the auction (Beef=1,000#; Sheep=95#; Meat Goat=50#; Swine=230#). Sale animals will be weighed just prior to entering the sale ring to determine sale weight. All exhibitors must be on hand at that time to present the animal for weighing.
11. A county bank will clerk the Livestock Auction. Checks will be available for pick up at the Extension Office, please read your 4-H newsletter for more information.
12. A sales commission of 2.5% will be charged on all livestock sold at the 4-H/FFA Livestock Auction. Part (1.5%) will go into the extension youth fund to provide money for youth activities. Part (1%) will go directly toward fair improvements

in those project areas.

SWINE – DEPARTMENT 171

**CLASS A - MARKET SWINE
SWINE**

Lot 001 – Market Barrow Individual Lot 1 – Derby Barrow
Lot 002 – Market Gilt Individual Lot 2 – Derby Gilt
Lot 003 – Market Pair Barrow Lot 004 – Market Pair Gilt

CLASS B – DERBY

1. Pigs must be purchased or farrowed by the exhibitor. All pigs must be farrowed after December 1.
2. Each individual exhibitor may identify up to twelve pigs. The county fund will provide up to six ear tags per exhibitor. The cost of the remaining tags (7-12) will be paid by the exhibitor.
3. A total of four pigs may be shown by an exhibitor. Hogs will be weighed on Entry Day between 5:00 p.m. and 8:00 p.m. Exhibitors must select their individuals, derby hogs, and pairs prior to entering the scale.
 - a. Pairs must be made of two hogs of the same sex (two barrows or two gilts).
 - b. Market individuals may not be shown as derby individuals and vice versa.
 - c. Derby or market individuals may come from the pair.
 - d. A hog may only be shown as a member of only one pair.
4. Example: Exhibitor brings to the fair four hogs: A, B, C, and D. Hog A and hog B are identified as a pair. Exhibitor may not make a second pair using hogs B and C. If a second pair is desired, it must be made of hogs C and D.
5. Minimum weight for hogs is 230 lbs. for individuals or derby pigs and 460 lbs. for pairs. Hogs under minimum weight will not qualify for blue ribbons. To be eligible for the livestock auction; as long as the pen weight is 460 lbs. the identified pair may be sold.
6. Hair length- should not be shorter than 1/2 inch.
7. Classes in the department will be split by the superintendents using weights obtained at the fair weigh-in, with no more than 13 exhibits in a group.
8. Because this is a terminal show, all swine coming to fair go directly to slaughter. NO pigs may be taken home. They must go to slaughter. All market swine sold at the auction must go directly to slaughter; they cannot return to a farmstead. (NO EXCEPTIONS)
9. Exhibitors are limited to selling one pair of swine at the livestock auction. Pairs are sold as identified at the weigh-in. If the exhibitor did not show a pair, they may sell any two individuals. All swine sold at the auction must meet all withdrawal regulations for feed additives, medication, etc. A \$1.00 per head fee will be collected when the animals are consigned to the auction. Buyers will have the choice of taking one or both pigs. If first buyer takes one pig, the remaining pig will be re-auctioned.
10. All pigs must have been identified by the official ear tag system during the identification procedure in March/April to be eligible for exhibition at the Allamakee County Fair. 4-H

& FFA members must have ear tag photo(s), and completed swine verification form to Extension Office by May 15. 4-H exhibitors must also complete the 4Honline ID form. All Hogs will receive a flex tag issued by IDALS (Iowa Department of Agriculture and Land Stewardship).

11. Only pigs weighed at the 4-H/FFA Allamakee County weigh-in will be eligible for the derby class. Exhibitors may show 1 barrow and 1 gilt in the derby show on show day. There will be one derby barrow class and one derby gilt class. Rate of gain information will be displayed for the judge to use in the live derby competition. Rate of gain will be used at the judge's discretion. Derby hogs must meet the minimum weight of 230 lbs. to be eligible for a blue ribbon.
12. The Rate of Gain awards will be given to the top five exhibitors who weighed pigs at the 4-H/FFA Spring weigh-in. An exhibitor's single top rate-of-gain hog will be entered regardless if it is a derby individual, market individual or member of a pair.
13. Animal entry forms and pen fees are due to the Extension Office by June 15. Hogs will be penned in groups of a maximum of three hogs per pen. If pen space is limited an exhibitor requesting two pens for three hogs may be asked to combine animals to one pen.

Swine Show Order:

Pair: Barrows

Pair: Gilts

Grand Champion Market Pair

Market Individual: Barrow

Market Individual: Gilt

Grand Champion Market Individual

Derby Barrow (one class)

Derby Gilt (one class)

Showmanship -- Senior, Intermediate, Junior

Rate of Gain

SHEEP – DEPARTMENT 181

CLASS A - MARKET LAMBS

Lot 001 – Individual

Lot 002 - Pen of Three

**CLASS B - COMMERCIAL BREEDING SHEEP and
PUREBRED BREEDING SHEEP (for definitions of this class
– see Appendix)**

Lot 001 - Ewe Lamb

Lot 002 - Yearling Ewe

Lot 003 - Aged Ewe

Lot 004 - Buck Lamb

Lot 005 - Yearling Buck

Lot 006 - Breeding pen of 3 Lambs

Lot 007 - Breeding pen of 3 Yearlings

1. Entries are open to market lambs born after January 1. All lambs must be docked and castrated. Lambs should be sheared over the entire body by June 1, and must be sheared again by fair time.
2. All market sheep must be weighed at the weigh-in held in the spring. Rate of Gain contest for individual lambs will be held.
3. Lambs will be weighed on Entry Day between 5:00 p.m. and 8:00 pm. Exhibitors must select the individual market lamb

at that time. Only one individual may be shown from a pen of 3. Sheep may be shown in the market class or breeding class but not in both. Exhibitors are limited to 2 market individuals and 2 market pen of 3 and limited to one breeding animal per lot. Each exhibitor is limited to showing a total of 15 head of market and breeding sheep.

4. Minimum weight of individual market lambs is 95 pounds by fair time. Lambs under minimum weight will not qualify for blue ribbons and cannot be sold at the Livestock Auction.
5. Exhibitors may sell one entry at the 4-H/FFA Livestock Auction. An entry may consist of one, two or three sheep.
6. All lambs must be exhibited in the respective classes and will be judged upon their own individual merits.
7. All reproductively intact sheep and goats must have an official scrapie program tag before being shown or sold. An Owner Statement must be completed before sheep are sold.
8. Exhibitors must complete an animal entry form and pay pen fees by June 15.
9. Show Classes and class weights will be split per Sheep Superintendents discretion after the Fair entry weigh-in.
10. All lambs must have four feet on the floor in the show ring at all times. Lifting feet off the ground or placing on any support or altered ring surface is not acceptable. Exhibitors will receive one warning if they are found lifting or slapping lambs. Second offenses will result in automatic exhibitor disqualification from the Sheep Show.

Sheep Show Order:

Market Lamb Individuals --Lightweight, Middleweight, Heavyweight
Champion Market Lamb
Market Lamb Pen of 3 -- Lightweight, Middleweight, Heavyweight
Champion Market Pen of 3
Rate of Gain
Breeding Sheep (according to class lots)
Showmanship -- Senior, Intermediate, Junior

MEAT GOAT – DEPARTMENT 108

CLASS A – BREEDING DOE (for definitions of class - see Appendix)

Lot 001 – Junior Doe (doe under 12 months of age)
Lot 002 – Yearling Doe (doe from 12-24 months of age)
Lot 003 – Senior Doe (doe over 24 months of age)

CLASS B – MEAT GOAT

Lot 0001 – Meat Goat – a goat fed for meat purposes of a meat breed or crossbred of meat breed
Lot 0002 – Market Dairy Goat- castrated male fed for meat purposes of a dairy breed or a crossbred of dairy breed.

1. Entries are open to any breed or crossbred wether (castrated male) and/or doe kid born after January 1 of current year.
 - a. All entries in each lot will show together regardless of breed or registry status.

2. The meat/dairy goat weigh-in will be held the same day as the market lamb weigh-in in May. The recommended weight for goats at that time is 35 lbs. Meat Goats will be weighed and tagged. Each exhibitor may weigh-in six animals. This total of 6 head can be made up of all dairy goats, all meat goats, or a combination of dairy and meat goats.
3. The Rate of Gain awards will be given to the top three exhibitors who weighed in at the spring weigh-in. Each exhibitor gets one entry in the contest-the meat goat/market dairy goat with the best ROG.
 - a. ROG will be awarded to the top three Meat Goats and the top three Market Dairy Goats.
4. Market goats will be weighed at the fair on Entry Day between 5:00 p.m. and 8:00 p.m. Entries are limited to 4-H/FFA goats which have been listed on the 4Honline Animal ID form which must be on file at the Extension Office on or before May 15. Each entry must weigh a minimum of 50 pounds and have all milk teeth in normal position at the time of fair weigh-in. Goats under minimum weight will not qualify for blue ribbons and cannot be sold at the livestock auction. Pygmy goats may not be entered. A maximum of 3 entries per exhibitor will be allowed.
5. Grooming: Market animals will be presented for judging in a clean and show-shaved condition (shaving as per recommendations).
 - a. Meat Goats must be uniformly clipped with 3/8 inch length of hair or less above knee and hock to include the head, excluding the tail, recommended before arrival on the grounds. No painting, powdering and/or artificial coloring is allowed. Clipping of the tail is optional.
 - b. Dairy Goats clipping is optional. Any clipping is recommended before arrival on the grounds. No painting, powdering and/or artificial coloring is allowed.
6. Horns: Exhibitors will be required to have horns disbudded, dehorned or tipped blunt enough to not be a safety hazard on all market wethers (Meat Goats and Market Dairy Goats) before arrival on the Fairgrounds. Removal of horns on Fairgrounds is NOT permitted.
7. Goats must be free of any sign of disease and external parasites or they will be disqualified.
8. Goats must be broke to lead. Exhibitors will be allowed to use halters, collars or collar with short lead in the show ring.
9. Bracing: No animal bracing is allowed. Goats' front legs must be on the ground during judging. Front feet must remain on the arena floor during Judge's evaluation. Exhibitors may lift feet off the ground for a period not to exceed 10 seconds when posing the goat.
10. No meat goat can be shown in the dairy goat category. No dairy goat can be shown in the meat goat category.
11. If there are less than 3 entries in a class, the superintendent may combine classes that are similar.
12. Show classes and class weights will be split into market meat goat and market dairy goat classes per Meat Goat

Superintendents discretion after the Fair entry weigh-in.

13. Exhibitors may sell one entry at the 4-H/FFA Livestock Auction. Exhibitors selling animals at the auction must be YQCA certified. All sexually intact goats must be identified with an individual Scrapie Flock of Origin identification tag before being shown or sold. An Owner Statement must be completed before goats are sold.
14. Exhibitors must complete Animal Entry Form and pay pen fees by June 15.

Meat Goat Show Order:
Breeding Meat Goats
Champion Breeding Meat Goat
Market Meat Goat
Champion Market Meat Goat
Rate of Gain - Market Meat Goat
Market Dairy Goat
Champion Market Dairy Goat
Rate of Gain - Market Dairy Goat
Champion Goat Showman
Lamb/Goat Lead

BEEF – DEPARTMENT 101
CLASS A - BREEDING BEEF

(for definitions of the lots – see Appendix)

Lot 001 – Junior Calf
Lot 002 – Fall Heifer Calf
Lot 003 – Yearling Heifer
Lot 004 – Senior Heifer
Lot 005 – Beef Cow/Cow-Calf

CLASS B - MARKET BEEF

Lot 001 - Market Beef Steer
Lot 002 - Dairy Beef Steer
Lot 003 - Market Beef Heifer

Show order:

Showmanship – Senior, Intermediate, Junior (Fit is Optional)

Bucket/Bottle Calf
Breeding Beef classes
Junior Calf
Fall Heifer Calf
Yearling Heifer
Senior Heifer
Cow/Cow-calf
Supreme Champion Breeding Animal
Allamakee County Cattlemen's Home Raised Breeding Beef

Market Beef Classes

Light Weight Steers
Middle Weight Steers
Heavy Weight Steers
Beef Heifers
Grand Champion Market Beef
Dairy Beef
Grand Champion Dairy Beef
Allamakee County Cattlemen's Home Raised Market Beef
Rate of Gain

BREEDING BEEF

1. An exhibitor may enter up to three head of beef heifers. Heifers may be purebred, grade or crossbred heifers. All beef

heifers will be exhibited by age.

2. Heifers entered for this project are not eligible to compete in market beef classes.
3. Beef Cow/Cow-Calf – With calf at side, the cow had been the exhibitor's project in a previous year as a 2 yr. old or younger. Any animal with calf at side will be shown in the cow lot regardless of birthdate. Each cow/calf lot counts as one entry.
4. Final Classes will be decided upon by beef superintendents after checking-in breeding beef on livestock entry night.
5. Breeding Beef must be checked in with superintendents on Entry Day, **IN THE SHOW BARN**, between 5:00 p.m.- 8:00 p.m. Final classes will be divided accordingly by the discretion of the Extension staff and Beef Superintendents after check-in.

MARKET BEEF

1. Members may enter a total of three market beef calves that have been weighed and identified by January 15. Market animals are only allowed to exhibit at one county fair. An exhibitor is allowed to weigh in a total of 10 market animals each year.
2. Beef will be weighed at the Allamakee County Fair Grounds between 5:00 p.m. and 8:00 p.m., on Wednesday. All calves will be weighed when entered to figure Rate of Gain.
3. A minimum weight of 1000 pounds has been established for market beef. Smaller dairy breeds a minimum weight of 950 pounds has been established. Animals under minimum weight will not qualify for blue ribbon placing and cannot be sold at the auction.
4. Beef classes will be divided by weight grouping and not breed. FAIR WEIGHT will be used to determine the class division. Classes too large for the show ring will be divided at the discretion of the superintendents.
5. First and second place calves in each weight division will compete for Grand Champion and Reserve Grand Champion honors.
6. An exhibitor may only sell one beef animal in the auction. All market animals sold at the auction must meet all withdrawal regulations for feed additives, medications, etc.
7. The beef superintendents reserve the right to eject exhibitors from the show ring because of "unruly" animals.
8. Exhibitors must fill out animal entry form and pay stall fees by June 15.

Allamakee County Cattlemen's Home Raised Beef

Rules & eligibility are available from the Allamakee County Cattlemen.

BUCKET/ BOTTLE CALF PROJECT DEPARTMENT 103

CLASS A 001 - 3rd Graders

CLASS A 002 - 4th- 6th Graders

1. The Bottle/ Bucket Calf project is an opportunity for youth in grades 3 through 6 to learn about caring for a young calf.

Youth select a calf with an adult partner (parent, 4-H leader, neighbor, relative, etc.). The partners then work together to raise the calf, completing learning experiences that focus on calf housing, calf nutrition, and calf health. Since this project emphasizes what the youth learned through these experiences, success in this project is not based on the quality of the calf.

Project Guidelines:

2. Any Allamakee Clover Kid completing 3rd grade or Junior 4-H member may exhibit in this class.
3. Calf must be bucket or bottle fed, NO nursing.
4. Open to any newborn or orphan calf, steer, or heifer; dairy beef, or crossbred.
5. Calf must be born between April 1 and June 1 and purchased within 2 weeks of birth. Must be in possession of member June 15.
6. Calves should be identified on the Livestock 4honline Identification form by May 15. If the calf is not born by May 15, list the animal on the 4honline identification form and call the Extension Office with identification information prior to June 15. An exhibitor fee of \$1.50 is due by June 15 with completed animal entry form.
7. Up to 2 animals may be identified, but a limit of one calf exhibited.
8. County Fair: Calves will be shown at halter. The class will be divided according to age of the exhibitor. Judging will be based on:
 - What the member has learned about care and raising of the calf. An interview session will be held during the fair.
 - The grooming and cleanliness of the calf. Recommended to use soap, water, and brush/rag.
 - General health, management and condition of the calf and 4-H member's knowledge of this area.
 - Confirmation or quality of the calf is NOT to be considered.
 - A completed record sheet and report.
 - Judging will be done by the Allamakee County Fair Royalty and Allamakee County Beef Royalty.
 - Calves should not be clipped or fitted. See fairbook General Livestock Rules for suggested showing attire.

RABBITS – DEPARTMENT 151

1. An exhibitor may show a maximum of 5 lots of rabbits. More than one entry per class will be allowed in the Commercial (Six Class) and Fancy (Four Class) Rabbit Classes.
 - a. Example: An exhibitor could show Lot 001- Fryer Pen and Lot 002 – Fryer Individual that must come from the pen lot. Or an exhibitor could show Lot 002- Fryer Individual and Lot 006 – Stewer Individual.
 - b. Exhibitors are limited to selling one lot per department in the 4-H/FFA Livestock Auction. A lot may be made of: One market

meat rabbit pen or a single meat rabbit.

2. Display cages will be provided and should be used. Exhibitors must provide bedding for animals and cages have to be kept clean at all times. Exhibitor is required to clean cages and barn before leaving at 4:00 p.m. on Sunday. Failure to clean cages and barn will forfeit premiums.
3. Rabbit breed and age must be listed on 4honline ID and entry forms.
4. All cross breed rabbits will only be shown in the Meat Rabbit Class. Meat Rabbits and commercial rabbits may be shown in either of the two classes, but only the meat rabbits may be sold at the 4-H/FFA livestock auction.
5. All rabbits must be checked in between 4 p.m.-7 p.m. on Entry Day with the superintendent. Meat rabbits will be weighed and their age checked and entered into the correct weight class by the superintendent. Any animal not making minimum weight in the age division on the 4honline ID form will be sent home. The sex of breeding rabbits will be checked. If the sex does not match the 4honline ID and entry form, the rabbit cannot be exhibited and will be sent home.
6. No animal showing symptoms of disease or illness of any kind will be admitted to the show.
7. All rabbits will be judged by the ARBA (American Rabbit Breeders Association) guidelines.
8. Animal 4honline ID forms are due by May 15 to the Extension Office. Animal entry forms and fees are due to the Extension Office by June 15.

Show Order:

- Meat Rabbits:**
 Champion Meat Rabbit Pen
 Champion Meat Rabbit Individual
- Breeding Rabbits:**
 Large Breeding Rabbits
 Champion Large Breeding Rabbit
 Small Breeding Rabbits
 Champion Small Breeding Rabbit
 Champion Commercial Rabbit
 Champion Fancy Rabbit
 Showmanship – Senior, Intermediate, Junior

CLASS A - MEAT RABBITS

- Lot 001 - Fryer Pen – 3 rabbits under 10 weeks of age. Total pen weight will be between 10.5 and 16.5 pounds.
 Lot 002 - Fryer Individual – Under 10 weeks old, 3.5–5.5 pounds.
 Lot 003 - Roaster Pen – 3 rabbits at least 10 weeks old but under 6 months old. Total pen weight will be between 16.5 to 27 pounds.
 Lot 004 – Roaster Individual –over 10 weeks old, 5.5–9 pounds.
 Lot 005 - Stewer Pen – 3 rabbits over 6 months old. Total pen weight will be over 24 pounds.
 Lot 006 – Stewer Individual – Over 6 mths old, over 8 pounds.

CLASS B – COMMERCIAL PUREBRED (Six Class) RABBITS

Lot 001 – Senior Doe – 8 months old or older
 Lot 002 – Senior Buck – 8 months old or older
 Lot 003 – Intermediate Doe – 6 to 8 months old
 Lot 004 – Intermediate Buck -- 6 to 8 months old
 Lot 005 – Junior Doe -- 6 months old or younger
 Lot 006 – Junior Buck -- 6 months old or younger

CLASS D – FANCY PUREBRED (Four Class) RABBITS

Fancy Rabbits are animals intended for showing. Examples of Fancy Rabbit breeds: Dutch, Polish, Netherland Dwarf, Havana, and Mini Rex.

Lot 001 – Senior Doe – 6 months old or older
 Lot 002 – Senior Buck – 6 months old or older
 Lot 003 – Junior Doe – 6 months old or younger
 Lot 004 – Junior Buck – 6 months old or younger

1. Entries in this division are limited to breeding rabbits of recognized breeds and judged on each breed's standards. Exhibitors must give specific breed information on their entry form. Four Class rabbits cannot be shown in meat classes.
2. All breeding rabbits must be permanently identified with a tattoo in the left ear prior to check-in.
3. The superintendent will split or combine classes as necessary.

FANCY 4-Class RABBIT BREED

American Fuzzy Lop
 American Sable
 English Angora
 French Angora
 Satin Angora
 Belgian Hare
 Britannia Petite
 Standard Chinchilla
 Dutch
 Dwarf Hotot
 English Spot
 Florida White
 Harlequin
 Havana
 Himalayan
 Holland Lop
 Jersey Wooly
 Lilac
 Lionhead
 Mini Lop
 Mini Rex
 Mini Satin
 Netherland Dwarf
 Polish
 Rex
 Rhinelander
 Silver
 Silver Marten
 Tan
 Thrianta

COMMERCIAL 6-Class RABBIT BREEDS

American
 Argente
 Brun
 Giant Angora (REW)
 Beveren
 Blanc De Hotot
 Californian
 Champagne D'Argent
 Checkered Giant
 American Chinchilla
 Giant Chinchilla
 Cinnamon
 Crème D'Argent
 Flemish Giant English
 Lop
 French Lop
 New Zealand
 Palomino
 Satin
 Silver Fox

POULTRY – DEPARTMENT 141

1. Entries limited to one entry per lot per species with a maximum of 10 birds.
2. Display cages will be provided and should be used. Exhibitors must provide bedding for animals and cages have to be kept clean at all times. Exhibitor is required to clean cages and barn before leaving at 4:00 p.m. on Sunday. Failure to clean cages and barn will forfeit premiums.
3. All poultry must arrive between 4:00 p.m. and 7:00 p.m. on Entry Day and be checked-in with the superintendent.
4. The superintendent will split or combine classes as necessary.
5. Birds indicating symptoms of disease will be disqualified and will be immediately removed from the grounds by the exhibitor.
6. All poultry must meet livestock health requirements. It is recommended that all birds exhibited be either sold or slaughtered as precaution against bringing disease back to the home flock. All poultry exhibited must come from U.S. Pullorum-Typhoid clean or equivalent flocks, or have had a negative Pullorum-Typhoid test within 90 days of public exhibition.
 - a. Pullorum testing will be offered on entry night of fair. Wednesday, July 17 3-5:00 PM, at the Allamakee County Extension Office. ALL market, derby, production, exhibition, and/or purebred chickens will be tested BEFORE arriving at the fairgrounds.
7. All judging will be done according to ABA and APA Standards.
8. Exhibitor needs to list the breed and class of exhibit on entry and ID forms. All breeding and exhibition poultry need to include photographs with the ID form. The hatchery certificate will verify purchase of market birds.
9. An entry fee of \$5.00 per exhibitor is due the week of June 15 along with your entry form.
10. Exhibitors may sell one lot at the auction.

AWARDS GIVEN:

Champion Market Poultry
 Champion Production Poultry
 Champion Market Derby Poultry
 Champion Purebred/Exhibition Poultry Individual
 Champion Purebred/Exhibition Poultry Trio
 Showmanship – Senior, Intermediate, Junior

CLASS A - MARKET POULTRY— Includes only poultry breeds raised for the sole purpose of meat production. Mixed breeds of poultry may be shown in this class as long as they are a mix of two breeds raised exclusively for market. All birds need to be ready to market by show day and will be judged accordingly. Only poultry from this class may be sold at the Livestock Auction.

Lot 001 – Broilers – Two birds per pen, either sex, under 12 lbs total weight.

Lot 002 – Roasters – Two birds per pen, either sex, over 12 lbs total weight.

Lot 003 – Market Ducks – Two birds per pen, either sex, over 8 weeks of age.

Lot 004 – Market Geese – Two birds per pen, either sex, over 12 weeks of age.

Lot 005 – Market Turkey – Two birds, same sex, over 15 weeks of age for hens and 16 weeks of age for toms.

CLASS B – MARKET DERBY POULTRY – Class is limited to chickens only. To be eligible birds must have been ordered through Allamakee County Extension. Allamakee County Extension will not be held liable for the health and well being of the poultry once they have been picked up by the exhibitor(s).

Lot 001- Market Derby- two chickens per pen, either sex

Entries:

1. Each exhibitor will be allowed to enter one pen of two, derby poultry. The number of birds entered in this project IS included in the total number of birds allowed to be entered in the fair. A pen of two consists of 2 birds of either sex.

Obtaining the birds:

1. A minimum of 10 chickens must be ordered in the name of the individual exhibitor.
2. Families with multiple exhibitors- the first sibling purchase 10 chickens and each additional sibling must order a minimum of 5 chickens.
3. Once birds have been identified, birds may not be exchanged amongst family members. Orders must be made and paid for at the Extension office by deadline date.
4. All chicks will be, Jumbo Cornish-Rock. Chicks will not be vaccinated for Marek's Disease before they arrive.
5. Entrants will receive notice of the pickup day and time which will be in mid-May. Distribution will be done at a site to be determined. Exhibitors must supply their own means of transporting chickens home from the distribution point. Chicks will be identified with numbered wing bands indicating these birds are part of the market derby project. These numbered bands will be recorded on a poultry identification form for each exhibitor.

Project details:

1. Upon arrival at the fair exhibitors will be allowed to weigh in three birds, but only two may be shown in the derby class.
2. The birds shown in Class B-Market Derby Poultry, may not be shown in Class A-Market Poultry. The same lot of birds can only be shown in one Class.
3. A trophy will be given to the Champion and Reserve Champion. Ribbons will be given to all other participants.

CLASS C- PRODUCTION POULTRY—Includes only poultry breeds raised for the sole purpose of egg or chick production.
Lot 001 – 3 Hens of the same breed and laying age
Lot 002 – 2 Hens and 1 Rooster of the same breed and laying age for chick production

CLASS D- EXHIBITION OR PUREBRED POULTRY—
Includes all poultry raised for feather quality and breeding.

Purebred birds should exhibit quality breed standards. Exhibition poultry may include mixed breeds as long as they exhibit feather quality. Refer to Appendix for breed classifications.

AMERICAN

Lot 001 -- Individual

Lot 002 – 2 Females and 1 Male

ASIATIC

Lot 003 -- Individual

Lot 004 – 2 Females and 1 Male

MEDITERRANEAN

Lot 005 -- Individual

Lot 006 – 2 Females and 1 Male

ENGLISH

Lot 007 -- Individual

Lot 008 – 2 Females and 1 Male

CONTINENTAL

Lot 009 -- Individual

Lot 010 – 2 Females and 1 Male

MISCELLANEOUS

Lot 011 -- Individual

Lot 012 – 2 Females and 1 Male

BANTAMS-MODERN GAME

Lot 013 -- Individual

Lot 014 – 2 Females and 1 Male

BANTAMS- OLD ENGLISH GAME

Lot 015 – Individual

Lot 016 – 2 Females and 1 Male

BANTAMS- SINGLE COMB, CLEAN LEG

Lot 017 -- Individual

Lot 018 – 2 Females and 1 Male

BANTAMS – ROSE COMB, CLEAN LEG

Lot 019 -- Individual

Lot 020 -- 2 Females and 1 Male

BANTAMS – FEATHER LEGGED

Lot 021 -- Individual

Lot 022 – 2 Females and 1 Male

BANTAMS – ANY OTHER COMB, CLEAN LEG

Lot 023 -- Individual

Lot 024 – 2 Females and 1 Male

BREEDER DUCKS--STANDARD

Lot 025 -- Individual

Lot 026 – 2 Females and 1 Male

BREEDER DUCKS--BANTAM

Lot 027 -- Individual

Lot 028 – 2 Females and 1 Male

BREEDER GEESE

Lot 029 -- Individual

Lot 030 – 2 Females and 1 Male

LARGE ORNAMENTAL FOWL

Lot 031 -- Individual

Lot 032 – 2 Females and 1 Male

SMALL ORNAMENTAL FOWL

Lot 033 -- Individual

Lot 034 – 2 Females and 1 Male

PIGEON

Lot 035 – Individual

Lot 036 – 2 Females and 1 Male

DAIRY GOATS - DEPARTMENT 107

CLASS A (for definitions of this class – see Appendix)

Lot 001 - Junior Doe

Lot 002 – Yearling Doe

Lot 003 - Lactating Yearling Doe
Lot 004 - Senior Doe
Lot 005 - Aged Doe (4 years and older)

1. Entries are open to does. Each exhibitor may show two animals per class but no more than 6 animals in the entire show.
2. All entries in each class will show together regardless of breed or registry status.
3. Horns: NO horns will be allowed on animals. Removal of horns on Fairgrounds is NOT permitted.
4. Does 24 months of age or over, which have never freshened, cannot be shown.
5. Milk out time will be at the discretion of the exhibitor, however the judge may disqualify animal if not handled in a humane way.
6. The dairy goats will be exhibited before the cow classes on Saturday.
7. Lactating dairy goats will be checked in by 9:00 p.m., Friday, and will be allowed to leave after the Goat Show on Saturday. Lactating goats will be required to have Health Papers upon check-in.
8. Livestock 4honline ID forms are due by May 15 to the Extension Office.
9. Animal entry forms are due by June 15 along with \$5.00 per pen.

10. Any lactating animals that arrive on Saturday will NOT be allowed to show.

DAIRY CATTLE - DEPARTMENT 105

1. An exhibitor may not show more than six head in all classes. One animal per exhibitor per class. Nor may exhibitor show more than one PURCHASED or SHARED animal in any one class. Any heifer is considered to be purchased except daughters of present or former 4-H or FFA projects of the member.
2. All dairy cattle must arrive between 12:00 p.m. and 9:00 p.m. on Entry day and be checked-in with the superintendent. All Lactating animals are to arrive on Friday night by 9:00 p.m. with health papers. Any animals that arrive on Saturday will not be allowed to show.
3. Purebred and grade cattle will show together. Breeds will be shown separately - a SUPREME DAIRY CHAMPION will be selected from all the breed champions of all purebred and grade animals.
4. Dairy classes are divided according to animal birth dates as listed. However, classes over 15 animals may be divided according to the discretion of the superintendents to achieve a workable size group.
5. If eartag is used for identification, then eartag is to remain in ear until animal has been checked in by dairy superintendents.

6. Livestock 4honline ID forms are due by May 15 to the Extension Office. Animal entry forms and stall fees are due June 15.
7. A junior champion will be selected in each breed regardless of the number exhibited. A supreme junior champion will be selected from all breed junior champions.
8. Exhibitors in Dairy Herd class will receive a premium and a trophy will be awarded to the top entry in the class.
9. Novice Showmanship is only for open class participants. Class is designed for youth not eligible for the 4-H/FFA showmanship classes. No awards will be presented, participation ribbons will be distributed.

Each lot will be shown by breed:

Class A - Ayrshire
Class B - Brown Swiss
Class G - Guernsey
Class H - Holstein
Class J - Jersey
Class M - Milking Shorthorn

Show Order:

Showmanship - Senior, Intermediate, Junior, Novice

Lot 001 - Spring Calf
Lot 002 - Winter Calf
Lot 003 - Fall Calf
Lot 004 - Summer Yearling
Lot 005 - Spring Yearling
Lot 006 - Winter Yearling
Lot 007 - Fall Yearling
Lot 008 - 2-Year Old Cow
Lot 009 - Cow 3-Years Old
Lot 010 - Cow 4-Years Old
Lot 011 - Aged Cow (5-Years Old and Over)
Lot 012 - Dry Cow
Lot 013 - Dairy Herd

DOG - DEPARTMENT 111

1. Entries in the Dog Show are limited to exhibitors enrolled in the 4-H Dog Project. Dogs are to be shown by the 4-H member
2. Entries in this department are open to purebred or mixed breed dogs that are trained by the exhibitor.
3. Exhibitor must provide the Allamakee County Extension Office with all completed paperwork and fees BEFORE attending dog class. This may include, but not limited to: a COPY of their dog's CURRENT Rabies and vaccination records, or Titters from a licensed and certified vet (no home given shots will be honored) and the Enrollment/Liability Waiver, for each exhibitor/dog team.
 - a. Co-owned dogs shall be noted on all paperwork and signatures of both owners are required. Share-A-Project dogs must be correctly registered and all appropriate paperwork must be completed and provided with the previously mentioned required paperwork. Exhibitors may not show more than two Share-A-Project dogs.
 - b. The Allamakee County 4-H Dog Project Manual will be given to families when dog class fees have been paid.

4. Individual dogs are limited to one class entry per event, excluding Showmanship. Exhibitors are limited to one showmanship entry; though a shared family dog may be shown in multiple Showmanship classes, by immediate family members only.
5. The exhibitor/dog team must have participated in the dog obedience training program for a minimum of 6 weeks to be eligible to participate in any event in the Allamakee County 4-H Dog Show (i.e.: Formal Obedience, Rally Obedience, Agility, Showmanship, Barn Hunt, Scent Work and Tricks). Each exhibitor/dog team event class placement shall be determined by, but not limited to the teams: experience level, skill level, previous year's performance, individual goals, and ultimately the Allamakee County 4-H Dog Project Leaders and/or Obedience Instructors and Dog Superintendents. If the exhibitor/dog team is not competing in Formal Obedience, they must pass an obedience test of equivalent skill for the level of event or events being shown. Please refer to the Allamakee County 4-H Dog Manual for specific class requirements.
 - a. Off-Site Training: If taking classes in any other venue than the Allamakee County 4-H Dog Project classes, they must have a minimum of 8 classes, 2 of which must be with the Allamakee County 4-H Dog Project classes for evaluation purposes. These off site training classes must be documented from the instructor and must be at a comparable level that is being shown. Off-Site classes must be started no earlier than January 1 of the same calendar year of fair and completed two weeks prior to the first show date.
6. All exhibitors are responsible to know the Allamakee County 4-H Dog Project Manual and any additional rules found in there that may pertain to the participating in the Allamakee County 4-H Dog Show.
7. Any dog that is sick or in season/heat; will not be eligible to participate or allowed on the fairgrounds including, but not limited to any or all 4-H dog classes, seminars, workshops, and dog show.
8. Exhibitor's Conduct - exhibitors shall not strike dogs nor use any other unnecessarily harsh physical or verbal means of disciplining dogs.
9. All dogs must be on a leash or crated while waiting for their class to be called. Must have prior approval from Allamakee County 4-H Dog Project Leaders and/or Obedience Instructors to go off leash.
10. Check-in for the dog shows will begin 30 minutes prior to scheduled show time in the show barn. Scheduled fair conflicts need to be addressed to the dog superintendents at time of check in.
11. The exhibitor shall be ready with the dog when called; unless previously addressed.
12. The Obedience and Rally Obedience classes will be judged on a separate day before the fair. In all dog obedience classes, dogs will also be judged on appearance including coat, nails, ears, and eyes. All other classes will be judged during the scheduled dog show during the fair.
13. Livestock identification forms are due May 15 to the Extension Office and into 4HOnline. Animal entry form and fees are due June 15 to the Extension Office.

Suggested Show Order:

CLASS A – Obedience: Beginner A, Beginner B, Graduate Beginner, Pre-Novice, Novice, Graduate Novice, Pre-Open, Open, Graduate Open, Pre-Utility and Utility

CLASS B – Rally Obedience: Beginner, Junior, Intermediate, Senior, Master, Advanced Beginner, Advanced Junior, Advanced Intermediate, Advanced Senior, Advanced Master

CLASS C – Showmanship
 Lot 000 – Clover Kids (grade 3)
 Lot 001 – Junior (grades 4-6)
 Lot 002 – Intermediate (grades 7-8)
 Lot 003 – Senior (grades 9-12)

CLASS D - Dog Agility: Beginner, Junior, Intermediate, Senior, Master, Advanced Beginner, Advanced Junior, Advanced Intermediate, Advanced Senior, Advanced Master

CLASS E – Barn Hunt: Dog searches for a "rat" in a straw bale maze and indicates to handler. Beginner, Junior, Intermediate, Senior, Master

CLASS F – Scent Work: Dog searches for a specific scent in various environments. Beginner, Junior, Intermediate, Senior, Master

CLASS G – Tricks: Dog performs various tricks taught by exhibitor. Beginner, Junior, Intermediate, Senior, Master

HORSE & PONY – DEPARTMENT 121 IDENTIFICATION & ENTRY

 1. Horse project animals can be identified by more than one 4-H member provided the members are all 4-H members and are siblings. Sibling definition includes brother, sister or step-siblings with one common parent/guardian. The same animal(s) cannot be identified by one sibling in 4-H and another sibling in FFA.
 - a. Horses may be shared amongst siblings, but the horse will only be shown in ONCE in each type of class listed. Example: Cannot show horse in Junior Poles with brother and Senior Poles with sister.
 2. Members may identify up to 5 head of horses; of those, a maximum of 2 may be leased. But members may not exhibit more than three animals in the classes listed below. A horse or pony may be exhibited only once in a lot.
 3. 4HOnline ID required by May 15. The name of the horse, photos uploaded, sex, height, and the horse's age (as of January 1) are all required for identification due on May 15. Five horses may be ID'd, regardless of 4-H or FFA.
 4. If a family has more 4-H'ers than horses, more than one 4-H'er may identify a particular horse; however, in this situation a 4-H'er cannot identify more than one horse. The horse may be shown by siblings, but Rule 1 still applies: "a horse or pony may be exhibited only once in a lot".
 5. Horses may be mares or geldings. Stallions may not be shown beyond the yearling class. Mares may accompany the weanling to their class. Horses have a mature size over 56". Ponies should measure 56" & under. Animals that are shod will have ½ inch deducted from their height.

6. If your horse or pony is not born by May 15 of the show year, please list the horse/pony on your entry form and let the Extension office know the identification information as soon as possible after that date but before June 15.
7. No drugs or medications of any kind may be administered except by the order of a veterinarian. All medications must be listed on the Horse Animal Care and Management Disclosure Statement signed at the day of the show.
8. All horses will be checked in at the front table on the day of the show immediately upon arrival. You may scratch from a class the day of the show, but may not show in a class you are not previously entered in. Exhibitors may substitute animals, due to health related conditions, provided the substituted animal is listed on the ID form on file in the Extension Office. Changes need to be made by Wednesday (Entry Day) in order to be approved.
9. Premiums will be paid only for exhibits in the halter class. Horses and ponies not shown in the halter class will still be charged an entry fee of \$3.00 per head.
10. Showmanship and horsemanship divisions are as follows: Senior Division- Grades 10-12; Intermediate Division - Grade 7-9; Junior Division – Grades 4-6.
11. Showmanship is required. This class will be judged for cleanliness and appearance of horse and appearance and merits of exhibitor.
12. Horsemanship is required if you plan on entering any riding classes including games. This class shall be judged on the rider's ability to correctly ride a horse. The member will be judged on his hands, seat, appointments of horse and rider, suitability of horse and performance of horse.
13. Exhibitors must participate and bring his/her animals to one scheduled county horse workout night in the spring to be eligible to show at the Allamakee County Fair.

OWNERSHIP

14. To exhibit an animal a member must have ownership. If the horse is "shared" a signed Share-A-Project agreement must be turned into the Extension Office with the 4honline Identification Form due May 15 and is the only horse the 4-H'er may identify as a horse project. Shared horses may be shown in halter and riding classes. See the Appendix for the Shared project rules. Exhibitors may apply for an exemption to the Shared project rule of horse ownership if the family owns horses that are not safe to exhibit. A letter must accompany the Horse 4honline ID form and is due May 15. Please contact the Extension Office for more information.

APPEARANCE of HORSE

15. The horse's body condition and overall fitness should be assessed. The hair coat should be clean, well-brushed, and in good condition. The mane, tail, forelock, and wither tuft may not contain ornaments (ribbons, bows, etc.), but may be braided or banded for English or Western. RED ribbons are allowed only in tails of horses that kick except for draft mules and saddle seat horses. The length of mane and tail may vary, as long as they are neat, clean, and free of tangles. The bridle path, eyebrows, and long hair on the head and legs may be clipped in accordance of breed and or riding

discipline standards.

16. Supplemental hair in mane and tail is not permitted in any division. Example; tail/mane extensions.
17. Hooves should be properly trimmed and if shod, the shoes should fit correctly and clinches should be neat. Hooves must be clean and may be painted black or with clear hoof dressings, or shown naturally.
18. Surgical alteration: •Any surgical or inhumane procedure that could affect the performance of a horse/pony or alter its natural conformation or appearance is prohibited, except for the sole purpose of protecting the animal.
•Upon discovery of administration of prohibited surgical procedures, show management shall disqualify the horse and report the matter to the Extension office and Fairboard.
• A judge may, at his or her discretion, penalize a horse/pony for a seemingly "dead" tail that merely dangles between the legs and does not show normal response.

EXHIBITOR APPAREL

19. Exhibitors attire:
 - Dark blue jeans without holes must be worn. A belt is required.
 - Western boots must be worn. (Fashion heels are prohibited.)
 - A solid, plain, front button or snap long-sleeved, collared shirt of any color (including white) may be worn. The following is prohibited: personalized logos or embroidery, zippers, sheer or lace fabric, embellishments or bling of any kind including, but not limited to, sequins, rhinestones, chains, etc. Shirt must be tucked in.
 - Chaps, ball caps, tank tops, T-shirts, or jersey type shirts ARE NOT to be worn during halter, pleasure and trail classes.
 - Spurs may not be worn during halter or showmanship classes.
 - Exhibitor numbers are to be worn on the exhibitor's back only in halter/showmanship classes. In performance classes, including timed events, if exhibitors' numbers are worn on the saddle pad they must be on both sides.
 - Hair must be neat and securely fastened if long, so as not to cover the rider's number. If hair covers your number, you may not be considered for placing.
 - Exhibitors will be allowed to change into a 4-H or FFA t-shirt for the game events.
 - Exhibitors who violate the dress code will be dropped one ribbon group.
20. Exhibitors must wear American Society of Testing Materials (ASTM) and Safety Engineering Institute (SEI) approved headgear with chin strap and properly fitted harness while mounted and riding, including warm up. In the interest of safety when you are mounted, you must wear a helmet, boots, long pants and appropriate attire and the horse must be properly tacked. This includes the warm-up area. Any dispute will result in disqualification from your classes. The Extension Council and Youth Development Committee strongly recommend to parents to encourage their child(ren) to wear a helmet anytime the child is handling their horse.

21. The Allamakee County Fairboard makes no representation or warranty, expressed or implied, about any protective headgear, and assumes no liability in event of serious injury or death as the result of any or all-equestrian sports.

EXHIBITOR CONDUCT

22. Contestants shall act as young ladies and gentlemen at all times. Unnecessary roughness or discourtesy will dismiss the rider from further competition for the entire show. Good sportsmanship shall prevail. Courtesy is mandatory. No abuse of horses will be tolerated. Each exhibitor must keep horse under control or be excused from the ring.

a. Exhibitors, parents, guardians, leaders and volunteers are expected to conduct themselves in an appropriate manner at all times. Those that do not conduct themselves appropriately will be asked to leave the premises.

23. Horses exhibiting potentially dangerous behavior (kicking, striking, rearing, biting, etc.) will not be allowed in the warm up/on deck area where other exhibitors are gathering for a class.

EQUIPMENT

24. **TIMED EVENTS ONLY!** Western-type equipment must be used. The use of a mechanical hackamore, gag bit or other type of bridle is the contestant's choice. Contestants may use tie-downs. However, the nosepiece of the hackamore and tie-downs should be leather, nylon or rope or a flexible braided rawhide, or a rubber covered wire. Uncovered wires and wire chains will result in disqualifications. Any bleeding on the nose, under the jaw, or in the mouth will disqualify the horse. No exhibitor may be tied, buckled or fastened in the saddle in any manner or by any means.

JUDGING PROCEDURES

25. This show guide will govern the show: 4-H 511-C. "A Guide for 4-H Horse Shows and Events in Iowa."
26. Patterns (showmanship, horsemanship, trail) will be posted prior to show time.
27. Tack and Equipment check –This Guide will also be used as the guide by show officials for checking ALL TACK, including bits and chin straps. Exhibitors may be asked to drop bits or may be required to remove tack to allow closer inspection by show officials prior to entering the ring or by the judge in the ring. Exhibitors are urged to check tack and equipment with designated show officials well in advance of classes if they have questions. Judges' decision on tack and equipment is final.
28. The show judge will determine the pattern for Showmanship and Horsemanship classes.
29. Exhibitors will walk their horses when passing through the spectator/pedestrian area.
30. Horses will not leave the Horse Arena area under any conditions. Exhibitors who leave the arena area with their horses will be disqualified from the show.

CLASS A - HALTER CLASS

Lot 001 – Pony Weanling
Lot 002 – Horse Weanling
Lot 003 – Pony Yearling

Lot 004 – Horse Yearling
Lot 005 – 2 & 3 year old pony
Lot 006 – 2 & 3 year old horse
Lot 007 – 4 - 9 year old pony
Lot 008 – 4 - 9 year old horse
Lot 009 – 10 year & older pony
Grand Champion Pony
Lot 010 – 10 year & older horse (this class may be split upon June 15 paperwork/superintendent discretion)
Lot 011 – Mule/Donkey Halter - all ages
Grand Champion Horse
Lot 59 – Senior Showmanship (10-12 grades)
Lot 60 – Int. Showmanship (7-9 grades)
Lot 61 – Junior Showmanship (4-6 grades)
Break for Lunch

CLASS B - GAMES & PERFORMANCE CLASSES

Lot 100 – Sr. Horsemanship (10-12 grades)
Lot 101 – Int. Horsemanship (7-9 grades)
Lot 102 – Jr. Horsemanship - Walk - Trot (4-6 grades)
(Please see class description for your age group, it will be the grade you just completed in the spring)
(Exhibitors may enter either the Walk-Trot Class or Pleasure Class but not both)
Lot 103 – Senior Pleasure (8-12 grades)
Lot 104 – Junior Pleasure (4-7 grades)
Lot 105 – Senior Walk Trot (8-12 grades)
Lot 106 – Junior Walk-Trot (4-7 grades)
Lot 107 – Senior Egg & Spoon (8-12 grades)
Lot 108 – Junior Egg & Spoon (4-7 grades)
Lot 109 – Junior Trail Class (NW of arena) (4-6 grades)
Lot 110 – Int. Trail Class (NW of arena) (7-9 grades)
Lot 111 – Senior Trail Class (NW of arena) (10-12 grades)
Lot 112 – Gamblers Elimination (all ages)

Game classes will be run on an every other year basis.

Odd years

Lot 120 – Senior Barrel Race (10-12 grades)
Lot 121 – Int. Barrel Race (7-9 grades)
Lot 122 – Junior Barrel Race (4-6 grades)
Lot 123 – Senior Flag Race (10-12 grades)
Lot 124 – Int. Flag Race (7-9 grades)
Lot 125 – Junior Flag Race (4-6 grades)
Lot 126 – Senior Poles (10-12 grades)
Lot 127 – Int. Poles (7-9 grades)
Lot 128 – Junior Poles (4-6 grades)
Lot 129 – Senior Key Hole (10-12 grades)
Lot 130 – Int. Key Hole (7-9 grades)
Lot 131 – Junior Key Hole (4-6 grades)
Lot 132 – Senior Plug (10-12 grades)
Lot 133 – Int. Plug (7-9 grades)
Lot 134 – Junior Plug (4-6 grades)

Even years

Lot 120 – Senior Barrel Race (10-12 grades)
Lot 121 – Int. Barrel Race (7-9 grades)
Lot 122 – Junior Barrel Race (4-6 grades)
Lot 140 – Senior Milk Can Race (10-12 grades)
Lot 141 – Int. Milk Can Race (7-9 grades)
Lot 142 – Junior Milk Can Race (4-6 grades)
Lot 143 – Senior Tail Spin (10-12 grades)
Lot 144 – Int. Tail Spin (7-9 grades)
Lot 145 – Junior Tail Spin (4-6 grades)

Lot 146 – Senior Scurry (10-12 grades)
Lot 147 – Int. Scurry (7-9 grades)
Lot 148 – Junior Scurry (4-6 grades)
Lot 149 – Senior Figure 8 Race (10-12 grades)
Lot 150 – Int. Figure 8 Race (7-9 grades)
Lot 151 – Junior Figure 8 Race (4-6 grades)

APPENDIX

CLASS DEFINITIONS AND LIVESTOCK AGES

Sheep -

CLASS B – COMMERCIAL AND PUREBRED BREEDING SHEEP

- Lot 001 - Ewe Lamb (born on or after 1/1/19)
- Lot 002 - Yearling Ewe (born on or after 1/1/18)
- Lot 003 - Aged Ewe (born on or before 1/1/18)
- Lot 004 - Buck Lamb (born on or after 1/1/18)
- Lot 005 - Yearling Buck (born on or after 1/1/18)
- Lot 006 - Breeding pen of 3 Lambs (born on or after 1/1/19)
- Lot 007 - Breeding pen of 3 Yearlings (born on or after 1/1/18)

Meat Goats –

- Lot 001 – Junior Doe (doe under 12 months of age)
- Lot 002 – Yearling Doe (doe from 12-24 months of age)
- Lot 003 – Senior Doe (doe over 24 months of age)

Beef -

CLASS A - BREEDING BEEF

- Lot 001 - Junior Calf - suckling calf of either sex born after January 1, 2019
- Lot 002 - Fall Heifer Calf - born between September 1, 2018 and December 31, 2018
- Lot 003 - Yearling Heifer - born between January 1, 2018 and August 31, 2018
- Lot 004 - Senior Heifer - born between March 15, 2017 and December 31, 2017
- Lot 005 – Beef Cow/Cow-Calf - born before March 15, 2017 Safe in calf or with calf at side; which had been the exhibitor's project in a previous year as a 2 yr. old or younger. With calf at side, the cow had been the exhibitor's project in a previous year as a 2 yr. old or younger. Any animal with calf at side will be shown in the cow lot regardless of birthdate.

Dairy Goats -

- Lot 001 - Junior Doe (doe under 12 months of age)
- Lot 002 - Yearling Doe (doe from 12-24 months of age, not in milk, has never freshened)
- Lot 003 - Lactating Yearling Doe (doe from 12-24 months of age, in milk)
- Lot 004 - Senior Doe (doe 2 - 3 years of age, in milk or freshened)
- Lot 005 – Aged Doe (4 years of age and older in milk or that have previously freshened)

Dairy –

- Lot 001 - Spring Calf - Born from March 1, 2019 to April 30, 2019
- Lot 002 - Winter Calf - Born from December 1, 2018 to February 28, 2019
- Lot 003 - Fall Calf - Born from September 1, 2018 to November 30, 2018
- Lot 004 - Summer Yearling - Born from June 1, 2018 to August 31, 2018
- Lot 005 - Spring Yearling - Born from March 1, 2018 to May 31, 2018
- Lot 006 - Winter Yearling - Born from December 1, 2017 to February 28, 2018
- Lot 007 - Fall Yearling - Born from September 1, 2017 to November 30, 2017
- Lot 008 - 2-Year Old - Born from September 1, 2016 to August 31, 2017
- Lot 009 – 3 Year Old Cows - Cows 3 years old (born from Sept. 1, 2015 to August 31, 2016)
- Lot 010 - 4 Year Old Cows (born from Sept.1, 2014 to August 31, 2015)
- Lot 011 – Aged Cow – Cows 5 years old and older – born before September 1, 2014
- Lot 012 - Dry Cow - Must have calved during the last 16 months.
- Lot 013 - Dairy Herd - The Dairy Herd shall consist of three animals, all one breed entered and shown in the individual classes and shown by one exhibitor. All breeds will show together.

2019 Poster Communication Themes (Class 10530, page 10-11)

- 4-H is... (open to 4-H'er's interpretation)
- Join 4-H
- 4-H Grows... (4-H.org national marketing theme)
- A Universe of Possibilities (2019 Iowa 4-H Youth Conference theme)
- Nothing Compares to 4-H Moments (variation of Iowa State Fair theme)

Continued on back

POULTRY BREED DESCRIPTIONS -

CHICKENS

American
Plymouth Rock
Delaware
Chantacler
Java
Dominique
New Hampshire
Buckeye
Rhode Island Red
or White
Jersey Giant
Wyandotte

Asiatic
Brahma
Cochin
Langshan

English
Dorking
Red Cap
Cornish
Orpington
Sussex
Astralorp

Mediterranean
Leghorn
Buttercup
Ancona
Minorca
Andalusian

Continental
Hamburg
Campine
Lakenvelder
Polish
Houdan
Faveroole
Crevecoer
LaFleche

Miscellaneous
Modern
Asseet
Cubulaya
Old English
Shamo
Sultan
Malay

BANTAM

CHICKENS
Single Comb, Clean
Leg
Ancona
Rhode Island Red
Naked Neck
Frizzle
Delaware
Sussex
Orpington
Japanese
New Hampshire
Dorking
Plymouth Rock

Rose Comb, Clean
Leg
Leghorn
Sea Bright
Dominique
Wyandotte
Dorking
Rhode Island Red
Hamburg
Bearded d'Anver
Rosecomb
Belgian

All other Comb Leg
Ameraucana
Araucana
Cornish
Cubualya
Polish

Feather Leg
Belgian
Bearded d'Uccle
Booted
Silkie
Favorolel
Sultan
Brahma
Langshan
Cochin
Frizzle

WATERFOWL

Standard Duck
Pekin
Runner
Campbell
Swedish
Rouen

Buff

Magpie
Cayuga
Crested
Muscovy

Bantam Duck
Call
Mallard
Carolina Wood
Black East Indies
Mandarin

Goose
Emden
Toulouse
Africa
Buff
Canada
Egyptian
Saddleback
Pomeranian
Chinese
Barnacle
Pilgrim
Sebastopol
Tuffed Roman

ORNAMENTAL

FOWL
Large
Guinea
Peafowl
Turkey

Small
Pheasant
Partridge
Dove
Quail

PIGEON

Foods for Iowa 4-H Fairs - Quick Reference Guide



Food and nutrition exhibits involve fun and engaging food science and nutrition experiments such as planning a meal, purchasing/comparing cost analysis, examining food characteristics, serving tasty and nutritious meals as well as discovering interaction of various food ingredients in a recipe. Exhibits should be prepared with food safety in mind. Using unsafe ingredients or recipes could cause judges who evaluate exhibits to become ill. Plan ahead for a successful fair experience. Use these guidelines to help you select an acceptable product for exhibit, find an approved recipe source, and identify the appropriate preparation method.

Approved Recipe Sources

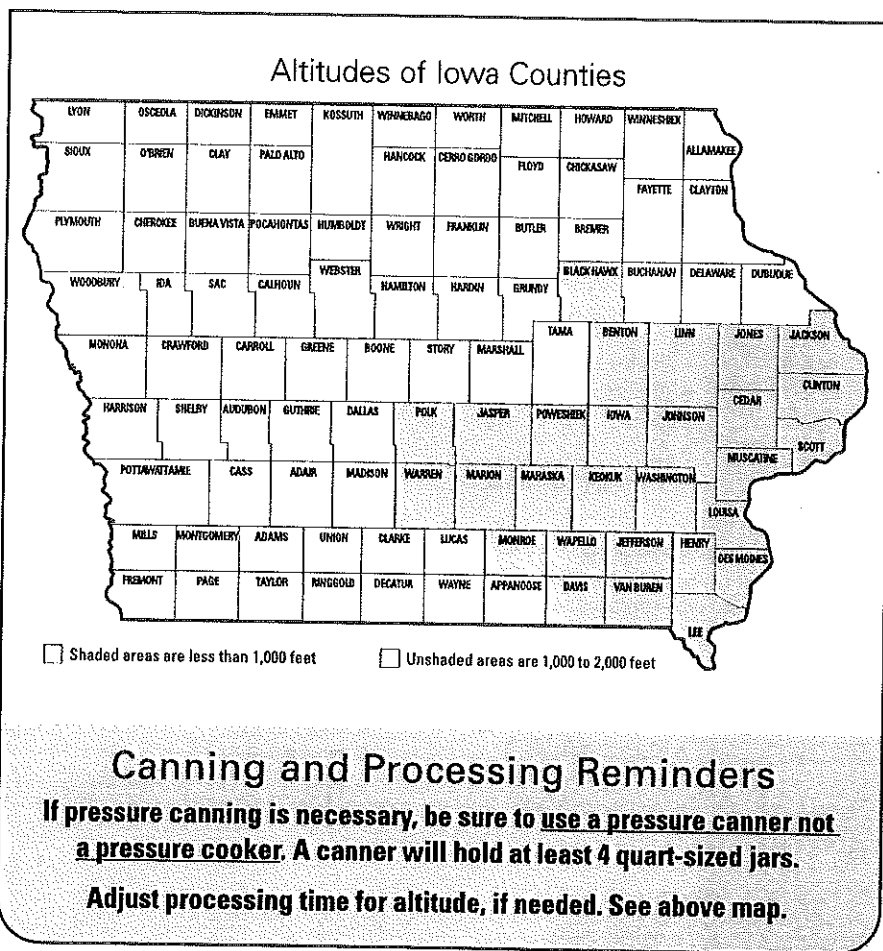
Home preserved food must be prepared using current, tested recipe from one of these sources.

1. Preserve the Taste of Summer
 - Canning and Freezing Tomatoes (PM 638) store.extension.iastate.edu/Product/3990
 - Canning Fruits (PM 1043) store.extension.iastate.edu/Product/4366
 - Canning Vegetables (PM 1044) store.extension.iastate.edu/Product/4367
 - Canning Salsa (HS 21) store.extension.iastate.edu/Product/14173
 - Freezing Fruits and Vegetables (PM 1045) store.extension.iastate.edu/Product/4369
 - Making Fruit Spreads (PM 1366) store.extension.iastate.edu/Product/4785
 - Making Pickles and Pickle Products (PM 1368) store.extension.iastate.edu/Product/4787
 - Canning Meats, Poultry, Wild Game and Fish (PM 3021) store.extension.iastate.edu/Product/13757
2. Ball Blue Book (published after 2009) www.freshpreserving.com/recipes/
3. National Center for Home Food Preservation - www.uga.edu/nchfp/
 - Judging Home Preserved Foods - nchfp.uga.edu/publications/nchfp/tech_bull/0Judging_Preserved_full.pdf
4. USDA Complete Guide to Home Canning (2015) - nchfp.uga.edu/publications/usda/INTRO_HomeCanrev0715.pdf
5. So Easy to Preserve (University of Georgia) www.soeasytopreserve.com
6. Mrs. Wages - www.mrs.wages.com

Reference

* Storing Maple Syrup, Michigan State University msue.anr.msu.edu/news/storing_maple_syrup

Developed by Shannon Coleman, assistant professor and state human sciences specialist in food safety; Elizabeth Meimann and Marlene Geiger, AnswerLine specialists; Renee Sweers, human sciences specialist in nutrition and wellness, and Lena Frank, student in food science and human nutrition, with Iowa State University Extension and Outreach.



Resource

Contact Iowa State University Extension and Outreach **AnswerLine** with any questions! Tell them you are calling in reference to a 4-H exhibit. Calls are answered Monday through Friday, 9 a.m.–noon, 1–4 p.m.

CALL: In Iowa: 1-800-262-3804 or (515) 296-5883
 In Minnesota: 1-800-854-1678
 In South Dakota: 1-888-393-6336
 Relay Iowa (hearing impaired) 1-800-735-2942

EMAIL: answer@iastate.edu

Copyright © 2018 Iowa State University of Science and Technology, Iowa State University Extension and Outreach

Iowa State University Extension and Outreach does not discriminate on the basis of age, disability, ethnicity, gender identity, genetic information, marital status, national origin, pregnancy, race, religion, sex, sexual orientation, socioeconomic status, or status as a U.S. veteran. Direct inquiries to the Diversity Officer, 515-294-1482, extdiversity@iastate.edu. HS 76 May 2018


Preserved Foods

Home preserved food must be prepared using current, tested recipes to qualify as a fair exhibit.

	ACCEPTABLE EXAMPLES	UNACCEPTABLE EXAMPLES	METHOD NOTES
JAMS AND JELLIES	<ul style="list-style-type: none"> Fruit jelly Violet blossom Corn cob Pepper jelly Tomato jam Pectin package recipes 	<ul style="list-style-type: none"> Flower blossoms that have been sprayed with chemicals Recipes made with Jell-O® Jars sealed with paraffin 	<ul style="list-style-type: none"> Use approved recipe source from Preserve the Taste of Summer (PTTS)¹, Ball², National Center for Home Food Preservation (NCHFP)³, USDA canning guide⁴, or So Easy to Preserve (SETP)⁵. Recipes from the insert of the pectin packages are also acceptable. Follow tested recipes exactly and include them in the final report.
MAPLE SYRUP	<ul style="list-style-type: none"> Maple syrup 		<ul style="list-style-type: none"> Heat to 185° F, place in sterilized jars* (*see reference on page 1). Roll jar so syrup is in contact with all parts.
SWEET SPREADS	<ul style="list-style-type: none"> Fruit butter Conserves Preserves Marmalades 	<ul style="list-style-type: none"> Recipes made with Jell-O® Recipes that require refrigeration 	<ul style="list-style-type: none"> Use recipes from PTTS, Ball, NCHFP, USDA canning guide, or SETP. Recipes from the insert of the pectin packages are also acceptable. Follow tested recipes exactly and include them in the final report.
PRESERVED FRUITS	<ul style="list-style-type: none"> Whole or cut fruits 		<ul style="list-style-type: none"> Use recipes from PTTS, Ball, NCHFP, USDA canning guide, or SETP. May be packed in sugar syrup, water or fruit juice. Follow tested recipes exactly and include them in the final report.
LOW ACID VEGETABLES	<ul style="list-style-type: none"> Beans Carrots Corn Soups Vegetable with meat 	<ul style="list-style-type: none"> Do not pack for artistic affect ("fancy packs" or hand-placing the vegetables to produce a tight, vertical pack) unless the recipe directly states to pack this way 	<ul style="list-style-type: none"> Use recipes from PTTS, Ball, NCHFP, USDA canning guide, or SETP. If recipe calls for a peeled vegetable, it must be peeled. Follow tested recipes exactly and include them in the final report.
PICKLES AND RELISHES	<ul style="list-style-type: none"> Cucumber Beets Asparagus Carrots 	<ul style="list-style-type: none"> Do not pack for artistic affect ("fancy packs" or hand-placing the vegetables to produce a tight, vertical pack) unless the recipe directly states to pack this way Alum not advised 	<ul style="list-style-type: none"> Use recipes from PTTS, Ball, NCHFP, USDA canning guide, or SETP. Follow tested recipes exactly and include them in the final report.
SALSA	<ul style="list-style-type: none"> Canned mild salsa Canned hot salsa Canned fruit salsa 	<ul style="list-style-type: none"> Fresh salsa Pico de gallo Recipe that a participant creates CANNOT be used as a fair exhibit 	<ul style="list-style-type: none"> Use recipes from PTTS, Ball, NCHFP, USDA canning guide, or SETP. May NOT contain black beans. If desired, you can add them at the time of serving. Follow tested recipes exactly and include them in the final report.
TOMATO PRODUCTS	<ul style="list-style-type: none"> Tomatoes Tomato juice Tomato sauce Ketchup Spaghetti sauce BBQ sauce (canned) 	<ul style="list-style-type: none"> Fresh BBQ sauce (not canned) 	<ul style="list-style-type: none"> Must be acidified according to NCHFP standards: Per quart of tomatoes, add 2 tablespoons of bottled lemon juice or 1/2 tsp of citric acid. Per pint of tomatoes, add 1 tablespoon bottled lemon juice or 1/2 tsp of citric acid. Acid can be added directly to the jars before filling with product. Use recipes from PTTS, Ball, NCHFP, USDA canning guide, or SETP.
MEATS OR POULTRY	<ul style="list-style-type: none"> Beef Venison Chicken Pork 	<ul style="list-style-type: none"> Jerky 	<ul style="list-style-type: none"> Use recipes from PTTS, Ball, NCHFP, USDA canning guide, or SETP. Either raw pack or hot pack are acceptable. Follow tested recipes exactly and include them in the final report.
DRIED FOODS	<ul style="list-style-type: none"> Fruits Vegetables 	<ul style="list-style-type: none"> Meats, including jerky 	<ul style="list-style-type: none"> Must be dry. Must be stored in an airtight food grade container. Follow tested recipes exactly and include them in the final report.

Baked Goods and Confections

	ACCEPTABLE EXAMPLES	UNACCEPTABLE EXAMPLES	METHOD NOTES	
PERISHABLE FOOD	<ul style="list-style-type: none"> None 	<ul style="list-style-type: none"> Foods served hot Foods that require refrigeration Foods containing alcohol Foods served or made in containers that are not food-grade 	<ul style="list-style-type: none"> Fried foods Smoothies Nut butters Dips Salads Homemade noodles 	<ul style="list-style-type: none"> Items (except those containing alcohol) that cannot be brought to the fair can be exhibited as a written project. Project can include pictures, explanation of steps, and evaluation of others at home of product quality.
PIES	<ul style="list-style-type: none"> Double crusted fruit pie Traditional recipe pecan pie Dutch apple pie 	<ul style="list-style-type: none"> Non-traditional pecan pie (recipe that includes added water or milk) Custard, pumpkin, or meringue pies Unbaked fruit pies Products made with a butter-sugar mixture topping that is baked less than 45 minutes, e.g., apple or rhubarb crisps 		<ul style="list-style-type: none"> Fruit must be cooked.
PASTRIES	<ul style="list-style-type: none"> Croissants Danishes Strudels Turnovers 	<ul style="list-style-type: none"> Cream or custard filled 		<ul style="list-style-type: none"> Fruit must be cooked.
CANDIES	<ul style="list-style-type: none"> Cream cheese mints Fudge Taffy 	<ul style="list-style-type: none"> Candies that require refrigeration 		<ul style="list-style-type: none"> Texture must be dry enough that it does not require refrigeration.
YEAST BREADS	<ul style="list-style-type: none"> White, Wheat, Rye Pretzels Rolls Breads with cheese that is fully incorporated (not visually detectable) 	<ul style="list-style-type: none"> Breads containing meat, salsa, vegetables, beans, fresh herbs or layers of cheese inside or on top of the product Breads leavened by wild microorganisms such as sourdough, friendship bread, etc. 		
QUICK BREADS	<ul style="list-style-type: none"> Coffee cakes Muffins Biscuits Scones Banana, Pumpkin, Zucchini breads 	<ul style="list-style-type: none"> Quick breads containing meat, salsa, vegetables, beans, fresh herbs, or layers of cheese 		<ul style="list-style-type: none"> May be frosted or unfrosted. See frosting guidelines below. Vegetables MUST be shredded finely.
BISCUITS	<ul style="list-style-type: none"> Rolled or dropped biscuits Scones 	<ul style="list-style-type: none"> Biscuits containing meat, salsa, vegetables, beans, fresh herbs, or layers of cheese 		
CAKES	<ul style="list-style-type: none"> Foam Sponge Shortened Cupcakes Angel food Pound cake Chocolate cake Carrot cake 	<ul style="list-style-type: none"> Cake filled or topped with any product requiring refrigeration Cake filled, garnished, or topped with fresh fruit Fruit filled cakes containing chunks of fruit 		<ul style="list-style-type: none"> May be frosted or unfrosted. Frosting is required if decorating skills are part of the goal. See frosting guidelines below. Carrots in carrot cake MUST be shredded finely.
FROSTING	<ul style="list-style-type: none"> Traditional Buttercream Caramel topping Commercially processed frostings, e.g., German chocolate, cream cheese 	<ul style="list-style-type: none"> Traditional German chocolate frosting made from scratch Cream cheese frosting made from scratch Ganache 7-minute frosting 		<ul style="list-style-type: none"> Products may be exhibited without frosting.
COOKIES AND BARS	<ul style="list-style-type: none"> Drop, rolled, pressed, or refrigerator Black bean brownies (commercially processed beans) Brownies, Scotcheroos 			
CEREAL GRAINS	<ul style="list-style-type: none"> Baked granola Cereal Trail mixes Crackers (containing no herbs) 			<ul style="list-style-type: none"> Must be baked. Must be dry and in an airtight food grade container.
FLAVORED OILS/VINEGARS	<ul style="list-style-type: none"> None 	<ul style="list-style-type: none"> Homemade salad dressings Flavored vinegars with fruit peels in the product Vinegar or oils with added herbs or garlic 		



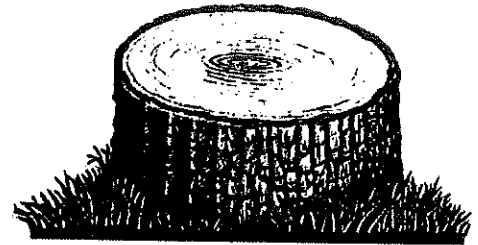
DESIGN *Exploring the Elements and Principles*

Elements of Design

A design is a visual plan you can use to create your 4-H project. Everything you can see has a design. When you describe something you see, you use words that tell about the lines, shapes, colors, textures, and spaces. Line, shape, color, texture, and space are the basic elements of design.


Texture

Texture is the surface quality of an item; it's how something feels when touched or looks like it would feel if touched. Sandpaper is rough. Velvet is smooth. A drawing of a tree stump could show rough outer bark and a smooth inner surface. Search for ways to add texture to your projects. Texture adds variety and interest.




Line

Lines can be horizontal, vertical, dotted, zig-zag, curved, straight, diagonal, bold, or fine. Lines can show direction, lead the eye, outline an object, divide a space, and communicate a feeling or emotion.



Shape

Shapes are made by connecting lines. Circle, square, triangle, and free-form are words used to identify shapes. Look at the objects around you and describe their basic shapes. Are they one shape, or are they a combination of many shapes? After doing this several times, you will begin to understand what a shape really is. Line creates two dimensional or flat shapes. When shapes are three dimensional, we call them forms. A circle is a shape; a ball is a form. A square is a shape; a cube is a form. A drawing is a flat shape; a sculpture is a three-dimensional form.





Color

Color is described with the words hue, value, and intensity. Hue refers to the name of the color—red or blue, for example. Value tells the lightness or darkness of a hue. Intensity refers to the brightness or dullness of a hue. You can use a color wheel and learn how colors work together.

Space

Space refers to the area that a shape or form occupies. It also refers to the background against which we see the shape or form. Space can be defined as positive and negative. The positive space of a design is the filled space in the design—often it is the shapes that make up the design. Negative space is the background. The negative space in design is as important as the positive area.






Principles of Design

Some combinations of design elements (line, shape, color, texture, and space) work better than others. Here are some guidelines to help you understand why. These guidelines—rhythm, proportion, emphasis, balance, and unity—are the principles of design.

Rhythm

You have felt rhythm in music. Rhythm also allows the eye to move from one part of a design to another part. Rhythm can be created by:

- Repeating a color, shape, texture, line, or space.
- Varying the size of objects, shapes, or lines in sequence.
- Using a progression of colors from tints to shades.
- Shifting from one hue to a neighboring hue (yellow to yellow-orange).




Unity

When things look right together, you have created unity or harmony. Lines and shapes that repeat each other show unity (curved lines with curved shapes). Colors that have a common hue are harmonious. Textures that have a similar feel add to unity. But too much uniformity sometimes can be boring. At the same time, too much variety destroys unity.

Proportion


Proportion refers to the relationship between one part of a design and another part or to the whole design. It is a comparison of sizes, shapes, and quantities. For example, the relationship between the vertical and horizontal measurements of a wall hanging may be pleasing because the unequal lengths produce an interesting contrast.



Emphasis

Every design needs an accent—a point of interest. Emphasis is the quality that draws your attention to a certain part of a design first. There are several ways to create emphasis:

- Use a contrasting color.
- Use a different or unusual line.
- Make a shape very large or very small.
- Use a different shape.
- Use plain background space.




Balance

Balance gives a feeling of stability. There are three types of balance. **Symmetrical**, or formal balance, is the simplest kind.

An item that is symmetrically balanced is the same on both sides. Our bodies are an example of formal balance. If you draw an imaginary line from your head to your toes dividing your body in half, you will be pretty much the same on both sides.




Designs that have a **radial balance** have a center point. A tire, pizza, and a daisy flower are all examples of design with radial balance.




Asymmetrical balance creates a feeling of equal weight on both sides, even though the sides do not look the same. Asymmetrical designs also are called informal designs because they suggest movement and spontaneity.

Asymmetrical balance is the hardest type of balance to achieve and often takes experimenting to achieve.



Written in 2000 by JaneAnn Stout, ISU Extension Art and Design Specialist. Edited by Carol Ouverson, Communication Specialist. Revised in 2019 by Bonnie Dalager, ISU Extension and Outreach Youth Program Specialist and Heather Schantz, ISU Extension and Outreach Youth Program Specialist.

Iowa State University Extension and Outreach does not discriminate on the basis of age, disability, ethnicity, gender identity, genetic information, marital status, national origin, pregnancy, race, color, religion, sex, sexual orientation, socioeconomic status, or status as a U.S. veteran, or other protected classes. (Not all prohibited bases apply to all programs.) Inquiries regarding non-discrimination policies may be directed to the Diversity Advisor, 2150 Beardshear Hall, 515 Morrill Road, Ames, Iowa 50011, 515-294-1482, extdiversity@iastate.edu. All other inquiries may be directed to 800-262-3804.



Allamakee County 4-H
Livestock Share-a-Project Guidelines
(Due May 15 with Livestock Identification Forms)

1. A "Shared" project is any project or animal that is not owned by the 4-H'er or his/her immediate family (parents, siblings, guardians). Animals owned by distant family—aunts, uncles, cousins or grandparents—are considered shared animals.
2. *The objective of the share-a-project agreement is to allow 4-H'ers who cannot house or own a large animal (beef, sheep, dairy, swine, goats, horse, dog) to learn the skills of feeding, management, care and training of animals and to show at the fair. Through this experience they also learn the skills of decision making, information gathering, communication, responsibility, and self-confidence.*
3. Share-a-project will allow exhibitors to make a written agreement with someone owning large animals, and exhibit an animal at the fair as long as the requirements of the agreement were fulfilled. Share-a-project Agreement Forms are due by May 15 along with the Livestock Identification Form. These animals are not eligible for State Fair and cannot be sold at the Allamakee County Livestock Auction.
4. Exhibitors are only eligible for shared projects if they or their direct family (parents, siblings) do not own any other animals of that species. The number of shared animals an exhibitor may show is limited to: **one breeding beef entry; one breeding sheep pen; two horse entries; two dog entries; three dairy cattle entries; three dairy goat entries; one breeding meat goat; three rabbits.**
5. Animals identified as part of a 4-H project cannot be identified or exhibited as an FFA project or vice versa.
6. The 4-H'er agrees to provide a majority of the management, care and training for this animal. This includes, but is not limited to, the management, proper feeding, grooming, exercising, health and veterinary expenses, exhibitor's fees, training, boarding, etc. The 4-H'er is expected to manage and care for the animal at least from May 15 through the end of the exhibiting season (county fair).
7. The 4-H'er agrees to make all reasonable efforts to keep the animal safe in pens or stalls, pastures or corrals, and to care for the animal as if he or she was the legal owner. The 4-H'er has the right to exhibit this animal in all Allamakee County 4-H related activities.
8. Iowa 4-H reserves the right to disqualify shared animals of owners who have previously violated 4-H rules.

Guidelines Updated February 2017

S:\4-H\Fair Folders\Fair Folders\Entry Forms\Share a project guidelines

Allamakee County 4-H Livestock Share a Project Agreement

(Due May 15 with Livestock Identification Forms)

4-H'er _____ Club _____

Address, City, State, Zip _____

Phone _____

Owner of Animal _____ Phone _____

Address City, State, Zip _____

Project Area _____ Animal ID Number _____

Responsibilities of the owner of the animal

(Check all that apply and list details – how often, how much, when, where, etc.)

Housing, bedding

Feed, water

Health requirements, (vaccinations, medication, veterinarian fees)

Daily Care (chores, training, grooming, time commitment, etc.)

Equipment (halters, feeders, grooming, etc.)

Transportation

Insurance (loss of animal, liability, check into costs)

Responsibilities of the 4-H member (all that apply):

(Check all that apply and list details – how often, how much, when, where, etc.)

- Housing, bedding
- Feed, water
- Health requirements (vaccinations, medication, veterinarian fees)
- Daily Care (chores, training, grooming, time commitment etc.)
- Equipment (halters, feeders, grooming, etc.)
- Transportation
- Insurance (loss of animal, liability, check into costs)

Financial Agreement (For Recordkeeping Purposes)

Date of beginning of project _____ Projected end of project date _____

Value of animal at beginning of project _____

Write details of financial agreement between owner and 4-H'er. Include how financing of project will be arranged, if applicable, and if a market animal, when animal will be sold and how money from sale of animal will be divided. Fair premium money, ribbons, trophies, and 4-H award money from donors will be given to the 4-H member.

I have read and agree to fulfill the terms of the above management agreement and Livestock Share-a-Project Guidelines. I understand that failure to carry through with the terms of the agreement or guidelines may result in returning the animal to the owner and/or ineligibility to show the animal at the Allamakee County Fair. This agreement must be approved by the Allamakee County Youth and 4-H Committee who will determine the consequences for non-compliance.

Signature of 4-H'er _____ **Date** _____

I verify my child's statement.

Signature of parent/guardian _____ **Date** _____

I agree to fulfill the terms of the above management agreement.

Signature of owner of animal _____ **Date** _____

Revised February 2013

S:\4-H\Fair Folders\Fair Folders\Entry Forms\Share a project guidelines

4H 202 ANIMAL IDENTIFICATION, WEIGHING, AND EXHIBITING REQUIREMENTS FOR COUNTY, STATE AND INTERSTATE SHOWS

GENERAL 4-H AGE REQUIREMENTS

- County Fair – Must have completed 4th grade.
- State Fair – Must have completed 5th grade.
- Interstate and National Shows – Follow specific show requirements.

A 4-H member is eligible through 12th grade (or that equivalent). These grade requirements apply unless a particular show is more restrictive. A 4-H member becomes ineligible to exhibit beyond the county level upon completion of the calendar year of high school graduation. In the event that a 4-H member has dropped out of high school, they are only eligible to exhibit livestock through the calendar year that his or her class graduated.

4-H members must be in good standing in their county to make entry to a state or interstate show. Any 4-H member who violates the code of ethics or other fair rule may be denied entry and exhibition at a state or interstate show.

QUALITY ASSURANCE CERTIFICATION

- 4-H members exhibiting livestock at both county fairs and Iowa State Fair in beef, dairy, meat goat, poultry, rabbit, sheep, or swine are required to be certified.
- Youth must receive certification in YQCA (Youth for the Quality Care of Animals).
- County offices implement quality assurance certification, contact yours for training and testing details.

GENERAL ANIMAL REQUIREMENTS

- An animal may be identified by only one 4-H member. See "Ownership Requirements" section for exceptions involving horses and dogs.
- Animals identified as part of a 4-H project cannot also be identified or exhibited as an FFA project. Youth however may identify separate animals in the same division. For example, a youth may ID market lambs A, B and C in 4-H, and market lambs D, E and F in FFA, or horses A and B in 4-H and horses C and D in FFA.
- Animals offered for sale in an animal auction, whether live or online, are considered to have changed ownership. This applies even if bought back by the original owner or if the owner refuses a bid or says, "No Sale." Exhibitors may participate in a ribbon auction as long as they don't sell the project animal.
- All animals must meet health requirements as outlined by the state veterinarian.

OWNERSHIP REQUIREMENTS

- All animals must be identified by an individual 4-H member. When registration papers are involved, the papers must be in the 4-H member's name or show a logical family relationship. For example, Jones Family Farms shows a logical family relationship to Emily Jones, but B&G Farms does not. For specific beef registration requirements, refer to Iowa Junior Beef Breeds rules as many beef breed associations require registration papers solely in the individual's name.
- Ownership is required of the 4-H animal. Counties may have special alternatives such as sharing or leasing projects where expenses of the animal and purchase or sale price are agreed upon between the 4-H member, animal producer providing the animal, and 4-H staff.
- Animals changing ownership or leasing after being identified for a project are ineligible to be exhibited as 4-H animals for that 4-H year.

*EXCEPTIONS: Horses have an official lease option as a 4-H project. The 4-H member must complete a lease form. Only showmanship, riding or driving horses are eligible for lease; horses in halter/conformation classes, cannot be leased and must be owned by the 4-H member or his or her immediate family (parents, siblings, guardians). Horses owned by distant family (aunts, uncles, cousins or grandparents) are considered leased horses.

*EXCEPTIONS TO INDIVIDUAL IDENTIFICATION: Horse and dog project animals can be identified by more than one 4-H member provided the members are all 4-H members and are siblings. Sibling definition includes brother, sister or step-siblings with one common parent/guardian. The same animal(s) cannot be identified by one sibling in 4-H and another sibling in FFA.

ANIMAL CARE & HOUSING

4-H animal projects are required to be in the personal possession and regular care of the 4-H member who owns or leases them. Under certain circumstances, animals can be physically housed at a nearby location and within a reasonable distance to the 4-H member's place of residence, but the 4-H member must take an active and majority role in the daily care of the project animal(s). 4-H county and/or state staff reserve the right to acquire housing location addresses at the beginning of the 4-H project year and make location visits as deemed necessary to ensure involvement of the 4-H member.

4H 0202 Revised November 2018



WEIGHING AND TAGGING

Weighing and tagging must be conducted under the direction of state or county 4-H program staff. Weigh-in information may be collected on paper identification forms. ISU Extension and Outreach staff are responsible for entering weigh-in information (i.e. tag, weight, etc.) in 4HOnline, where after, the 4-H member must confirm accuracy and completeness. Animals are not required to weigh-in at the county of residence, but county 4-H staff must be aware and approve animals attending a weigh-in outside the county. 4-H ear tags must be ordered through the Iowa 4-H state office.

REGIONAL AND NATIONAL SHOWS

- This publication states only Iowa 4-H requirements regarding age of the exhibitor and animal identification and weighing requirements for county and state shows. Each livestock show prints a premium book outlining rules and regulations for that particular show. Most regional and national shows post premium book and entry information on their website.
- Youth are responsible for knowing the rules contained in the premium book.

IMPORTANT DEADLINES

FEBRUARY 1: All market steers and market heifers must be owned and identified in 4HOnline by February 1. By the time of the weigh-in, the animal(s) must be cared for by the 4-H member. In addition to having an official 4-H tag and beginning weight collected, all Iowa State Fair market beef must have retinal images collected.

MAY 15: All other animals, with the exception of pets, poultry, and rabbits, must be owned and identified by May 15. Rabbits must be identified by July 1. By the time of the weigh-in, the animal(s) must be cared for by the 4-H member. All animals must be identified in 4HOnline. See below pages for specific weigh-in and identification requirements for each species.

SPECIES ID REQUIREMENTS FOR COUNTY, STATE AND INTERSTATE SHOWS**MARKET BEEF [STEERS AND HEIFERS]**

- Maximum of 10 head can be identified.
- Official Iowa 4-H tag and weighed at a county weigh-in.
- Retinal images (required for State Fair).
- 4HOnline ID required by February 1.

FEEDER CALF

- Maximum of 6 head can be identified.
- Must be identified properly for county fair requirements (tag, sex, birth date, etc.).

DAIRY CATTLE

- Maximum of 20 head can be identified.
- 4HOnline ID required by May 15.

BREEDING BEEF

- Maximum of 10 head can be identified (total for purebred and commercial).
- 4HOnline ID required by May 15, including:
 - ◊ All heifers **MUST** have birth date listed.
 - ◊ Iowa State Fair-eligible animals **MUST** have a tattoo listed (both registered and commercial); calfhood vaccination is not acceptable identification as the primary tattoo. Secondary method of identification for ALL breeding beef is needed. This can be a calfhood vaccination number or an official 4-H ear tag if the animal is not registered.

DAIRY GOAT

- Maximum of 20 head can be identified.
- 4HOnline ID required by May 15.

DOG

- Maximum of 4 head can be identified.
- 4HOnline ID required by May 15.
- Rabies vaccination date and information required.
- Animal can be identified by more than one 4-H member (immediate sibling or step-sibling only), but cannot be identified as 4-H under one sibling and FFA under another sibling.

4H 0202 IOWA 4-H LIVESTOCK SHOW REQUIREMENTS

HORSE

- Maximum of 5 head can be identified; of those, a maximum of 2 may be leased.
- Animal can be identified by more than one 4-H member (immediate sibling or step-sibling only), but cannot be identified as 4-H under one sibling and FFA under another sibling.
- 4HOnline ID required by May 15.
- Leased horses must have completed lease form, 4H 106C, uploaded into 4HOnline by May 15.
- Halter/conformation class horses must be owned, they cannot be leased.
- Photos uploaded into 4HOnline (required for State Fair) by May 15.

MEAT GOAT

- Maximum of 20 head can be identified in 4HOnline (market and/or those attending a weigh-in (State Fair)).
- Maximum of 10 head can be identified in 4HOnline (county fair only).
- 4HOnline ID required by May 15.
- ALL State Fair meat goats (market animals and breeding does) must have a 4-H tag (or official tattoo for does).
- Retinal images required for all Iowa State Fair meat goats; both breeding and market.
- Birth date required for breeding does in 4HOnline by May 15.

PETS

- 4HOnline ID is optional; refer to your county fair rule requirements.

POULTRY

- 4HOnline ID is optional for county and/or State Fair; refer to your county for ID requirement at the county level.
- State Fair market broilers must make special entry by May 1.

RABBIT

- Maximum ID of 30 animals can be identified.
- 4HOnline ID required by July 1 (State Fair).

SHEEP


- Maximum of 30 head can be identified in 4HOnline (State Fair and/or those attending a weigh-in).
- Maximum of 15 head can be identified in 4HOnline (county fair only, did not attend a weigh-in).
- 4HOnline ID required by May 15.
- ALL State Fair sheep (market, commercial and purebred breeding) must have a 4-H tag, weighed and retinal images collected at a county weigh-in by May 15.
- Commercial and purebred ewe lambs must be born on or after January 1.

SWINE

- Maximum of 40 head can be identified in 4HOnline (State Fair and/or those attending a weigh-in).
- Maximum of 40 head can be identified in 4HOnline (county fair only, did not attend a weigh-in).
- 4HOnline ID required by May 15.
- ALL State Fair swine (market and breeding), DNA punch tag required.
- Breeding gilts must be farrowed on or after January 1.

Written by Mike Anderson, Iowa State University Extension and Outreach Youth Program Specialist.

Iowa State University Extension and Outreach does not discriminate on the basis of age, disability, ethnicity, gender identity, genetic information, marital status, national origin, pregnancy, race, color, religion, sex, sexual orientation, socioeconomic status, or status as a U.S. veteran. (Not all prohibited bases apply to all programs.) Inquiries regarding non-discrimination policies may be directed to the Diversity Officer, 2150 Beardshear Hall, 515 Morrill Road, Ames, Iowa 50011, 515-294-1482, extdiversity@iastate.edu. All other inquiries may be directed to 800-262-3804.



IOWA 4-H YOUTH CODE OF ETHICS



Youth are expected to be sincere, honest and act in sportsmanlike ways at all times. Youth represent the entire program and their behavior reflects on their parents, leaders, club and the entire youth program.

All adults involved with the youth program, leaders as well as parents, are expected to set positive examples and serve as positive role models by what they say and do. Any youth who breaks the Code of Ethics or allows another person (adult or peer) to talk them into violating the Code of Ethics agrees to forfeit all prizes, awards and premiums. The youth may also be prohibited from exhibiting at this and future exhibitions including the Iowa State Fair and other county, state or regional exhibitions.

Youth agree to follow these guidelines:

1. I will do my own work, appropriate for my age and physical and mental development. This includes research and writing of exhibit explanations, preparing exhibits (such as sewing, cooking, refinishing, etc), care and grooming of animals, etc. Adult assistance should help guide and support me, not do it for me.
2. All exhibits will be a true representation of my work. Any attempt to take credit for other's work, alter the conformation of animals, or alter their performance is prohibited. Copyright violation or allowing others to complete your exhibit is considered misrepresentation and is prohibited.
3. I will treat all people and animals with respect. I will provide appropriate care for animals.
4. I will present exhibits that are safe for consumption. All food exhibits will be safe to exhibit and for judges to evaluate. Other exhibits will be safe for judges to evaluate and for exhibition.
5. All food animals that may be harvested immediately following the show shall be safe for consumers, and shall have met all withdrawal times for all medications, and be free of violative drug residue.
6. If any animal requires medical treatment while at the fair or exhibition, only the Official Fair Veterinarian may administer the treatment. All medications that are administered shall be done according to the label instructions of the medication used.
7. My animal's appearance or performance shall not be altered by any means, including medications, external applications and surgical procedures. Any animal that is found to have changed its appearance or its performance shall be disqualified from the show, and have penalties assessed against the exhibitor, parent and/or guardian by the management of the fair or exhibition.
8. I will follow all ownership and possession rules and, if requested, will provide the necessary documentation.
9. I will follow all livestock health requirements for this fair or exhibition, according to the state health requirements as printed in the Premium Book of the fair or exhibition. I will provide animal health certificates from a licensed veterinarian upon request from the management of the fair or exhibition.
10. By my entering an animal in this fair or exhibition, I am giving consent to the management of the fair or exhibition to obtain any specimens of urine, saliva, blood, or other substances from the animal to be used in testing. If the laboratory report on the analysis of any sample indicates a presence of forbidden drugs, this shall be evidence such substance has been administered to

the animal either internally or externally. It is presumed that the sample tested by the laboratory to which it is sent is the one taken from the animal in question, its integrity is preserved and all procedures of said collection and preservation, transfer to the laboratory and analysis of the sample are correct and accurate and the report received from the laboratory pertains to the sample taken from the animal in question and correctly reflects the condition of the animal at the time the sample was taken, with the burden on the exhibitor, parent and/or guardian to prove otherwise.


11. I am responsible for my exhibit and I will not allow others to violate this Code on my behalf. By my entering an exhibit in this fair or exhibition I will accept any disciplinary action taken by the management of this fair or exhibition for any violation of this Code of Ethics and any other rules of competition of the fair or exhibition without recourse against the fair or exhibition.
12. I want my exhibit to be an example of how to accept what life has to offer, both good and not so good, and how to live with and learn from the outcome.
13. I will not be involved in any illegal activities while participating in 4-H and FFA events, including but not limited to alcohol, tobacco or drug use.

I agree to conduct myself in an honest, ethical, and upstanding manner and I understand that disciplinary actions will result if these rules are violated. I understand that I am expected to represent the program in a positive manner. I have read, understand and agree to follow this Code of Ethics, and any other rules of competition of the fair or exhibition as printed in its Premium Book.



IOWA STATE UNIVERSITY
Extension and Outreach

Iowa State University Extension and Outreach programs are available to all without regard to race, color, age, religion, national origin, sexual orientation, gender identity, genetic information, sex, marital status, disability, or status as a U.S. veteran. Inquiries can be directed to the Director of Equal Opportunity and Compliance, 3280 Beardshear Hall, (515) 294-7612.





Bio- Security and Fairs What You Need to Know

Fairs create an environment that results in the intermingling of people from different backgrounds as well as animals from various locations and different species. Many of these situations are counter to what 4-H producers have been taught in herd and flock health management.

While fairs provide an opportunity for youth to participate in animal oriented group activities, they also represent a potential threat to the health of any livestock herd or flock and the financial well-being of an industry.

To protect the health and well being of all animals and the exhibitors, the following points should be followed:

- Meet or exceed all health requirements for all animals as established by the state veterinarian.
- Bio-security is one of the reasons for health inspections. Have your animals checked by a veterinarian regularly and follow a your veterinarians suggested health program for exhibited animals
- Booster vaccinations should be given as recommended by your veterinarians prior to exhibiting animals
- Request a health certificate
- Leave unhealthy or contagious animals at home. Public settings such as fairs are not the place for animals with ringworm, club lamb fungus, warts, eye infections, draining wounds, respiratory diseases and other contagious diseases.
- Provide adequate feed and water during exhibition.
- Keep housing facility clean of manure and waste bedding.
- Make sure animals have adequate space and proper ventilation.
- Use your own barn cleaning equipment such as pitch forks, shovels, etc. and keep them clean. This goes for show equipment such as clippers and combs as well. Avoid sharing equipment with other exhibitors.
- Practice good personal hygiene. Disinfect boots and equipment often, as well as wash your hands frequently.
- Change or wash clothes and shoes worn at the fair before returning home to work with other animals.
- Be cautious as to who has contact with your animals. Discourage fair visitors from petting or feeding your animals. If so, encourage them to wash their hands.
- Be on guard for visitors that might intend harm to exhibited animals and report suspicious people or activities to the show security.

After the Fair

If you take your show animals off the farm and expose them to other animals, there is also the possibility of spreading germs or diseases.

After the fair, when you return your animals to your farm, strictly isolating exhibited animals from other animals for at least two weeks.

Thoroughly clean to remove all soil and manure from your equipment and trailer, rinse to remove soap, then disinfect.


Exhibiting livestock is an enjoyable and educational experience for most young people. Following a few simple guidelines will help keep you and your livestock healthy during and following the show season.

IOWA STATE UNIVERSITY University Extension

... and justice for all

The U.S. Department of Agriculture (USDA) prohibits discrimination in all its programs and activities on the basis of race, color, national origin, gender, religion, age, disability, political beliefs, sexual orientation, and marital or family status. (Not all prohibited bases apply to all programs.) Many materials can be made available in alternative formats for ADA clients. To file a complaint of discrimination, write USDA, Office of Civil Rights, Room 326-W, Whitten Building, 14th and Independence Avenue, SW, Washington, DC 20250-9410 or call 202-720-5964.

Issued in furtherance of Cooperative Extension work, Acts of May 8 and June 30, 1914, in cooperation with the U.S. Department of Agriculture. Jack Payne, Director, Cooperative Extension Service, Iowa State University of Science and Technology, Ames, Iowa.





IOWA DEPARTMENT OF AGRICULTURE AND LAND STEWARDSHIP

Mike Naig, Secretary of Agriculture
www.IowaAgriculture.gov

Henry A. Wallace Building
502 E. 9th Street, Des Moines, IA 50319

2019 HEALTH REQUIREMENTS FOR EXHIBITION OF LIVESTOCK, POULTRY AND BIRDS AT A COUNTY 4H/FFA FAIR EXHIBITION


ANY EVIDENCE OF WARTS, RINGWORM, FOOT ROT, PINK EYE, DRAINING ABSCESSSES OR ANY OTHER CONTAGIOUS OR INFECTIOUS CONDITION WILL ELIMINATE THE ANIMAL FROM THE SHOW.

No individual Certificate of Veterinary Inspection will be required on Iowa origin animals or poultry exhibited at County 4-H/FFA FAIR, but the animals must be inspected when unloaded or shortly thereafter by an accredited veterinarian. All animals moving from out of state into an Iowa county 4H/FFA fair must meet Iowa Animal and Livestock Importation requirements. Each show must have an official veterinarian.

Quarantined animals or animals from quarantined herds cannot be exhibited.

Official identification listed on a Certificate of Veterinary Inspection required for all cattle and bison of any age **coming in from out of state** used for rodeos, recreational events, shows and exhibitions.

SWINE

All swine must originate from a herd or area not under quarantine and must be individually identified. Plastic tags issued by 4-H officials may be substituted for an official metal test tag, when there is an additional identification (ear notch). All 4-H and FFA tags bearing the US shield  are official identification tags.

Swine originating outside of Iowa. All exhibitors must present a test record and Certificate of Veterinary Inspection that indicate that each swine has had a negative test for pseudorabies within 30 days prior to the show (individual show regulations may have more restrictive time restrictions), regardless of the status of the herd, and show individual official identification on test report. Electronic identification will not be considered official identification for exhibition purposes.

Swine exhibition requirements. "Swine exhibition" means an exhibit, demonstration, show, or competition involving an event on the state fairgrounds, a county fair, or other exhibition event. The sponsor of the exhibition must retain an Iowa licensed veterinarian to supervise the health of the swine at the exhibition location. The sponsor must electronically file the approved registration form and obtain approval from the state veterinarian at least 30 days before the event. The registration form includes the name of the exhibition and the address and telephone number of its location; the name, address and telephone number of the veterinarian; and the date of the planned exhibition. Sales of swine will not be allowed unless the event has been registered and received approval from the state veterinarian 30 days prior to the event.

Swine exhibition report required. The sponsor of the swine exhibition shall electronically submit to the department the

approved report form within five business days after the conclusion of the exhibition. The form includes the name of the exhibition and the address and telephone number of its location; the name, address and telephone number of the veterinarian; the date that the exhibition occurred; the name, address and telephone number of the owner of the swine; and the address and telephone number of the premises from which the swine was moved after the exhibition if such premises is a different premises.

SHEEP AND GOATS

All sexually intact sheep must have an individual Scrapie Flock of Origin identification tag (Ex. IA1234-5678) or another official Scrapie tag. All sexually intact goats must be identified with an individual Scrapie Flock of Origin identification tag (Ex. IA1234-5678), another official Scrapie tag, or by an official tattoo registered with USDA (to register, call 1-866-USDA-TAG; 1-866-873-2824). Wethers less than 18 months of age are required to have an individual identification and a scrapie tag may be used, but a scrapie tag is not required.

POULTRY AND BIRDS

All poultry exhibited must come from U.S. Pullorum-Typhoid clean or equivalent flocks, or have had a negative Pullorum-Typhoid test within 90 days of public exhibition and the test must have been performed by an authorized tester. (SEE GENERAL SECTION 1.B) **Please note: Poultry purchased from a hatchery and raised for exhibition are not exempt from Pullorum-Typhoid testing requirements.**

However, "Market Classes" of poultry consigned to a slaughter establishment are exempt from the Salmonella testing requirements. "Market Classes" of poultry must be separated from all other poultry by a distance of ten or more feet and/or an eight-foot high solid partition.

DOGS AND CATS

All dogs and cats exhibited must have a current rabies vaccination certificate.

FARM DEER

Accredited veterinarians must be approved to administer tuberculosis tests on Cervidae.

"Cervidae" means all animals belonging to the cervidae family, and "CWD susceptible cervidae" means whitetail deer, blacktail deer, mule deer, red deer, elk and moose. Native Iowa Cervidae may be exhibited without other testing requirements when accompanied by a Certificate of Veterinary Inspection that lists individual official identification.

All Cervidae must have been part of the herd of origin for at least one year or were natural additions, or must have originated from a chronic wasting disease monitored or certified herd in which these animals have been kept for at least one year or were natural additions. Cervidae originating from a herd with a diagnosis, signs, epidemiological evidence, or area under quarantine for chronic wasting disease may not be exhibited. The following statement must appear on the Certificate of Veterinary Inspection:

"All Cervidae on this certificate have been part of the herd of origin for at least one year or were natural additions to this herd. There has been no diagnosis, signs, or epidemiological evidence of chronic wasting disease in this herd for the past year."

THE DECISION OF THE OFFICIAL SHOW VETERINARIAN WILL BE FINAL.

A handwritten signature in black ink, appearing to read "David D. Schmitt". The signature is stylized with large loops and a long horizontal stroke at the end.

David D. Schmitt, D.V.M., State Veterinarian
Iowa Department of Agriculture and Land Stewardship

